

## Contents

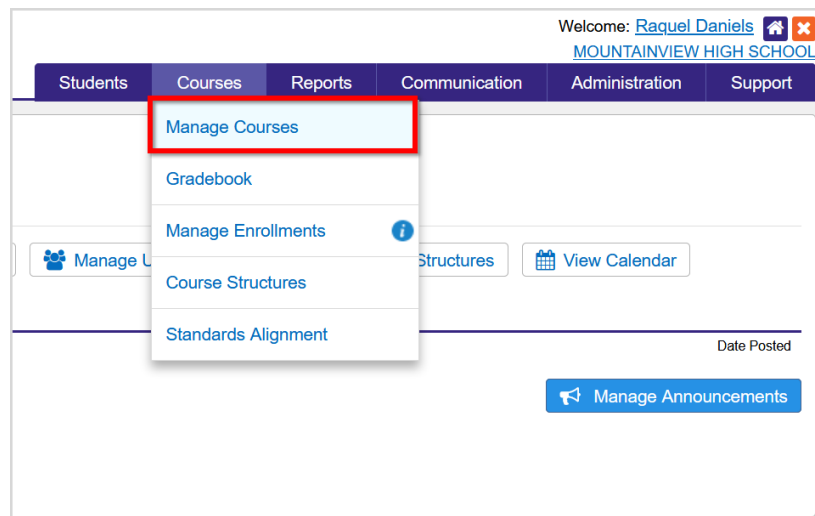
Release Overview .....	1
Export Lesson Audio Transcripts .....	1
Teacher Review – Prescriptive Testing.....	4
Enable Teacher Review – Prescriptive Testing .....	4
Managing Teacher Review Alerts on the Dashboard .....	6
Export Lesson Audio Transcripts FAQs .....	7
Prescriptive Testing – Teacher Review FAQs .....	8

## Release Overview

We're excited to announce the release of a new feature enhancement that allows educators to export lesson audio transcripts for an entire course. Also with this release we are pleased to offer educators the option of enabling Teacher Review on the prescriptive test for a course.

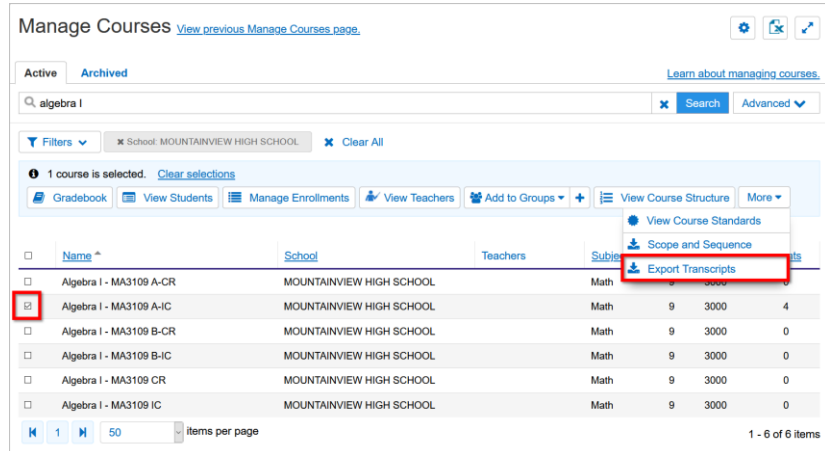
## Export Lesson Audio Transcripts

1. From the **Courses** tab, select **Manage Courses**.



## Release Notes: Exportable Transcripts and Teacher Review Enhancements

2. Select a desired course, then click **Export Transcripts**.



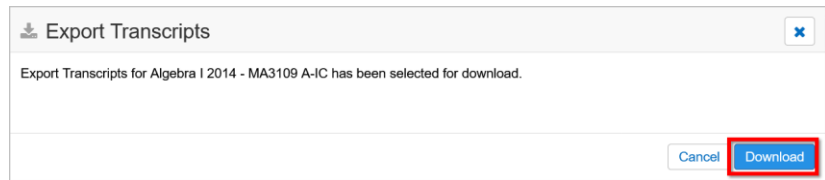
The screenshot shows the 'Manage Courses' page for Mountainview High School. A search for 'algebra I' has been performed, and one course is selected. The 'More' dropdown menu is open, and the 'Export Transcripts' option is highlighted with a red box. The table below shows the list of courses:

Name	School	Teachers	Subject	Grade	Credits	Enrollments
Algebra I - MA3109 A-CR	MOUNTAINVIEW HIGH SCHOOL		Math	9	3000	4
Algebra I - MA3109 A-IC	MOUNTAINVIEW HIGH SCHOOL		Math	9	3000	4
Algebra I - MA3109 B-CR	MOUNTAINVIEW HIGH SCHOOL		Math	9	3000	0
Algebra I - MA3109 B-IC	MOUNTAINVIEW HIGH SCHOOL		Math	9	3000	0
Algebra I - MA3109 CR	MOUNTAINVIEW HIGH SCHOOL		Math	9	3000	0
Algebra I - MA3109 IC	MOUNTAINVIEW HIGH SCHOOL		Math	9	3000	0

### Important Information

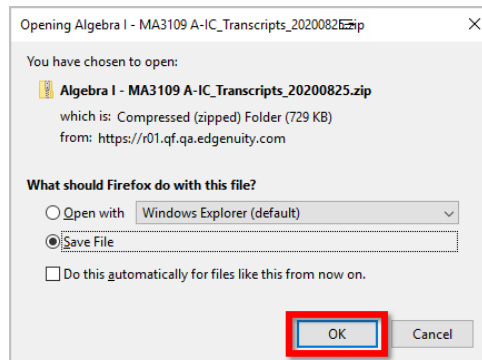
- The **Export Transcripts** option is only available for one course at a time. When multiple courses are selected, this option will not display.
- Depending on your permissions, the option to Export Transcripts may appear in the **More dropdown** in the action button row.

3. On the confirmation screen, click **Download**.



The 'Export Transcripts' dialog box shows a confirmation message: 'Export Transcripts for Algebra I 2014 - MA3109 A-IC has been selected for download.' The 'Download' button is highlighted with a red box.

4. Navigate to the folder where your downloads are saved, and locate the zip file of exported transcripts.



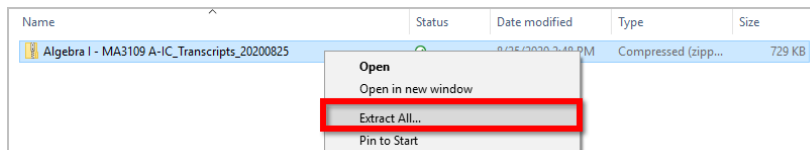
The file dialog box shows the file 'Algebra I - MA3109 A-IC\_Transcripts\_20200825.zip' selected. The 'Save File' option is highlighted with a red box.

### Important Information

- Zip files of transcript exports contain the following naming convention:  
**Course Name\_Transcripts\_yyyymmdd.zip**  
Algebra I 2014 - MA3109 A-IC\_Transcripts\_20200825.zip

## Release Notes: Exportable Transcripts and Teacher Review Enhancements

- Open the zip file. In many cases, you can right-click on the file and click the option to **Extract All...**

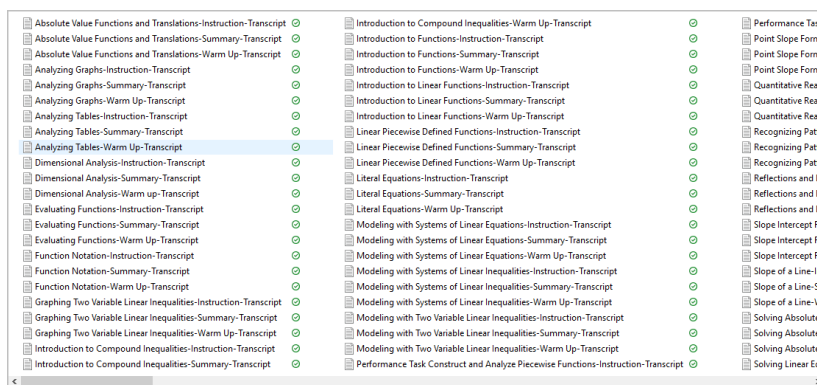


### Important Information

- There are a number of resources available on the internet that explain how to extract zip files. Below are a few third-party resources that may be helpful:
  - [Opening zip files on a macOS](#)
  - [Opening zip files on a PC](#)
  - [Opening zip files on a Chromebook](#)

- After the zip file is opened, all available transcripts are available for the course. Transcripts are named based on the lesson and activity names.

**These files are .txt files, so you can open them with any text editing software, like Microsoft Word or any word pad software.**



### Teacher Review – Prescriptive Testing

Teacher Review provides educators the option of pausing students before they access an assessment. This option is now available for the test that occurs at the beginning of a course when the Prescriptive Testing feature is enabled.

#### Important Information

- Learn more about Prescriptive Testing in [this Help Center article](#).
- Want to enable Prescriptive Testing? [Click here to learn more](#).
- Learn more about Teacher Review in [this Help Center article](#).

#### Caution

Please keep in mind that prescriptive testing only includes one question per lesson, which is not a valid or reliable measure of whether a student has mastered the lesson content. For this reason, Edgenuity does not recommend using the prescriptive testing setting. We strongly encourage schools to use [pretesting](#) (which uses 10 questions per lesson) instead.

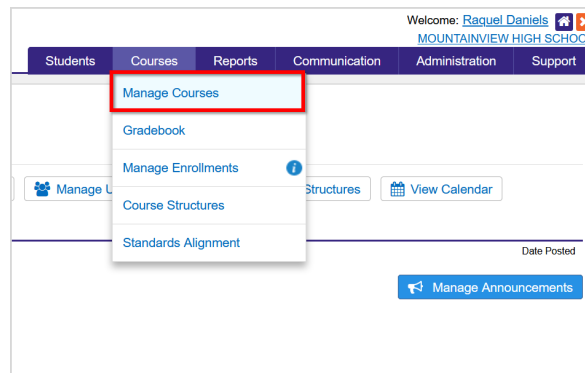
### Enable Teacher Review – Prescriptive Testing

#### Required Permissions

To complete these steps, an educator may need one or more of the following permissions:

- Edit Course Options
- Manage Course Options in Bulk
- Manage Courses in Bulk

1. From the **Courses** tab, select **Manage Courses**.



## Release Notes: Exportable Transcripts and Teacher Review Enhancements

2. Check the box next to one or many courses from the list to select them, then click **Edit Course Options** from the action bar.

The screenshot shows the 'Manage Courses' interface. At the top, there are tabs for 'Active', 'Archived', and 'Action History'. A search bar contains 'algebra i'. Below the search bar, there are filters for 'School: MOUNTAINVIEW HIGH SCHOOL'. A message indicates '2 courses are selected'. The action bar includes buttons for 'Assign Teachers', 'Edit Course Options' (highlighted in red), 'Add to Schools', 'Create Exam-Only Course', and 'Archive Courses'. Below the action bar is a table with columns: Name, School, Teachers, Subject, Grade, Series, and Students. The table lists six Algebra I courses, with checkboxes in the first column. The 'Edit Course Options' button is highlighted in red.

3. Under the **Teacher Review** heading, find the new **Prescriptive Test** section available.

### Single Course - Edit Options

**Teacher Review:**

Quiz Activities Review       Test Activities Review

Exam Activities Review       **Prescriptive Testing Review**

Require a review for each attempt

Default Review Timeout Length (Minutes):  Note: 0 = No Timeout

Checking these boxes will prevent the student from accessing the assessments of the selected type(s) until the previous activities of the lesson block have been reviewed by a teacher or administrator.

### Multiple Courses - Edit Options

**Teacher Review**

Teacher Review will prevent students from beginning an assessment until a teacher has reviewed their work and unlocked the assessment. Requiring a review for each attempt prevents students from attempting assessment retakes until a teacher has unlocked the assessment as well. Setting a timeout length requires students to begin an assessment within a certain number of minutes after a teacher unlocks the assessment, which is useful if the teacher must proctor the assessment.

**Quizzes**

- Keep the Quiz Review setting as-is (default)
- Enable Quiz Review
- Disable Quiz Review

**Exams**

- Keep the Exam Review setting as-is (default)
- Enable Exam Review
- Disable Exam Review

**Tests**

- Keep the Test Review setting as-is (default)
- Enable Test Review
- Disable Test Review

**Prescriptive Test**

- Keep the Prescriptive Test Review setting as-is (default)
- Enable Prescriptive Test Review
- Disable Prescriptive Test Review

**Teacher Review**

- Keep the Review Required for each attempt setting as-is (default)
- Enable Review Required for each attempt
- Disable Review Required for each attempt

**Default Review Timeout Length**

- Keep Default Review Timeout Length setting as-is (default)
- Change Default Review Timeout Length

Default Review Timeout Length (Minutes)  Note: 0 = No Timeout

Cancel Next

### Important Information

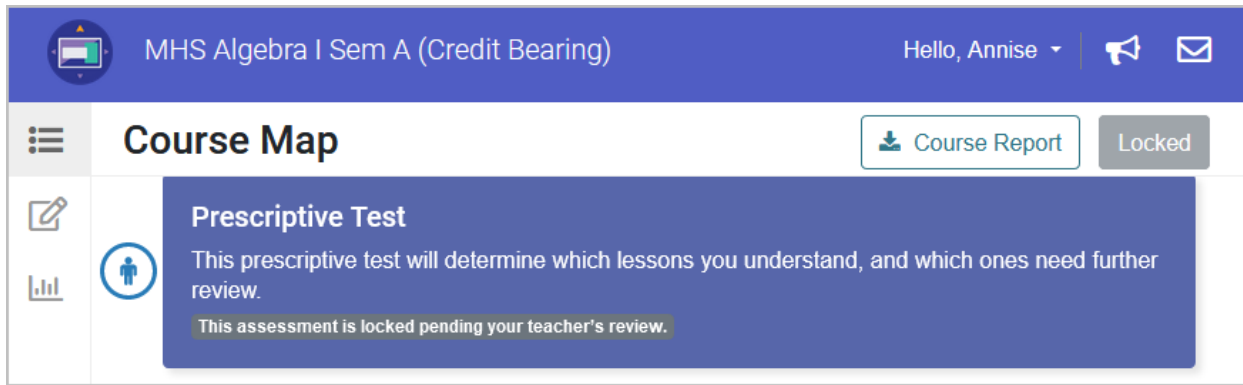
- To learn more about the option entitled Default Review Timeout Length, refer to [this Help Center article](#).

4. Be sure to save any changes you make by clicking Save or Next at the bottom right of the screen.

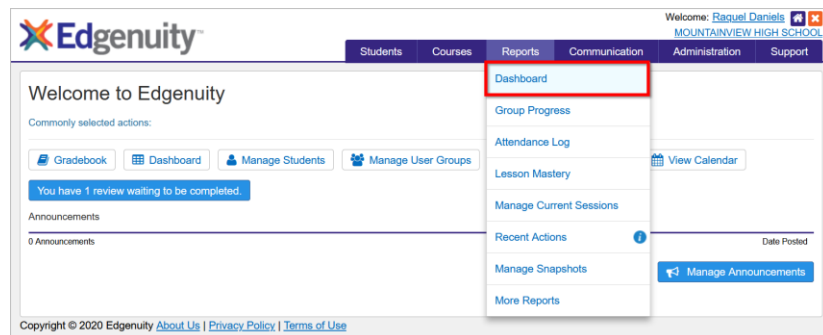
## Release Notes: Exportable Transcripts and Teacher Review Enhancements

### Managing Teacher Review Alerts on the Dashboard

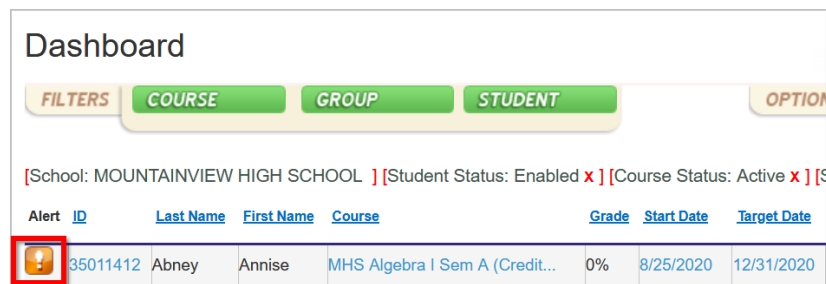
With these two options enabled, Prescriptive Testing and Teacher Review, teachers receive alerts on the Dashboard when students are ready to take the Prescriptive Test. When the student launches the course, they will see the following alert letting them know the teacher must unlock (complete the review) of the assessment alert.



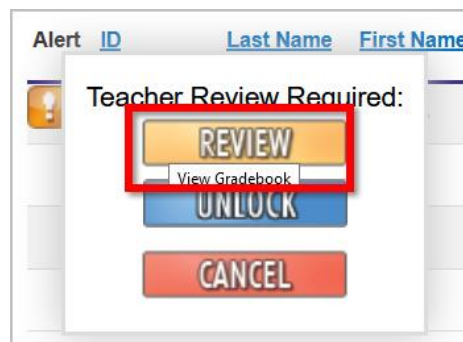
1. From the **Reports** tab, select **Dashboard**.



2. Locate the **orange Teacher Review** alert for the student.



3. After clicking the alert, select the option to **Review** which will automatically direct you to the student's gradebook.



## Release Notes: Exportable Transcripts and Teacher Review Enhancements

- The student's gradebook will automatically open to the Prescriptive Test. In the **Selected Activity** box on the right, click **Unlock Activity**.

This will open the activity for your student to begin working on the Prescriptive Test.

The screenshot shows the Edgenuity interface for a student named Annise Abney. The left-hand navigation menu lists various activities, with 'Prescriptive Test' selected and highlighted with a red box. The right-hand side of the page displays 'Course Information' and 'Selected Activity'. Under 'Selected Activity', 'Prescriptive Test' is listed, and a red box highlights the 'Unlock Activity' button. A message at the bottom of the page reads: 'The student cannot begin this assessment until your review is complete. This activity is either still in progress or has not been started.'

## Export Lesson Audio Transcripts FAQs

### (Q) Can I export transcripts for multiple courses at one time?

(A) No, not at this time. Exporting course transcripts is available for one course at a time.

### (Q) Is there an additional permission to enable for teachers to be able to export a course transcript?

(A) No, all educator accounts have access to export a course's transcript file.

### (Q) I can't open the transcript file. What do I do?

(A) Each transcript file is exported as a plain text file (.txt). Text files can be opened by a number of common text editing programs. This [third-party website](#) provides more detailed information if you need additional support.

### (Q) I don't see the option to export transcripts. What should I do?

(A) Depending on your permissions, the option to export transcripts might be moved to the More dropdown option at the end of the action bar. Make sure that only one course checkbox is selected, then check the More dropdown for this option.

If more than one course is selected from Manage Courses, the option to export transcripts will not be available.

### (Q) What if the exported transcript folder is empty? Is that an error?

(A) No. When a course does not contain any transcripts, the exported transcript file will not contain any text documents. The zip file will still download, but it will be empty and the size will appear as 0 KB.

### (Q) Can the lesson audio transcripts be translated?

(A) The audio transcripts are only available to export in English. Microsoft Word® has a built-in translation feature you may want to test, or you could try using the Google Translate® option on a browser window. However, Edgenuity cannot guarantee the accuracy of any translations of lesson audio transcripts using third-party software.

## Prescriptive Testing – Teacher Review FAQs

---

**(Q) When should I turn on Teacher Review for Prescriptive Testing?**

(A) We recommend enabling Teacher Review whenever educators want a bit more control over when students can take assessments. Because the students are paused and cannot take the Prescriptive Test until you unlock it, you can plan for students to take this assessment during a specific time, or on campus if your students are working on-site.

**(Q) I accidentally unlocked the Prescriptive Test. Is there any way to lock it again?**

(A) No. However, since the Prescriptive Test is the first activity in the course, you could disable the current course and reassign the same course to the student. There would be no loss to any student data in the course in this scenario.

You might also consider setting the default review timeout length to something other than 0. In this setting, enter the number of minutes for the assessment to be unlocked before it will lock again and require another review. This is useful when there might be a chance a student doesn't begin the assessment within the remaining class period time.