

# Non-AP World Languages

## Student Activity Submittal Resource



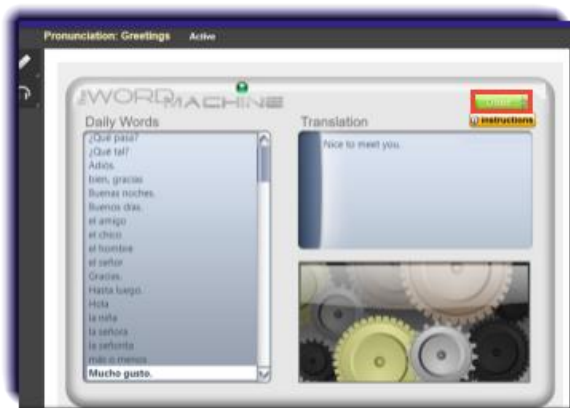
### Table of Contents

Pronunciation Activities.....	1
Speaking Activities.....	2
Guess and Confirm Activities.....	3
Game Show Activities.....	5

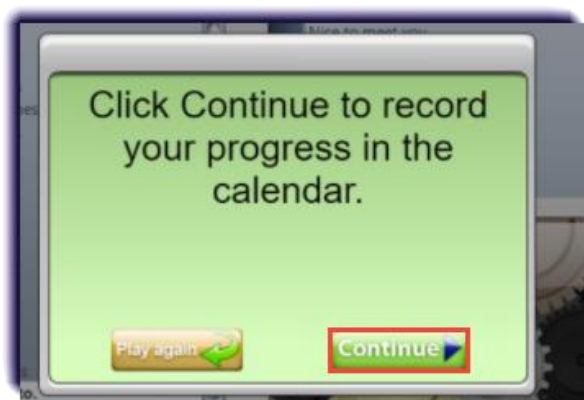
There are a variety of activities throughout the World Language courses. Use this document to find information on how to submit some of the activities.

## Pronunciation Activities

For pronunciation activities, you are given a list of words. To complete this activity, each word or phrase must be selected. Once completed, click **Done**.

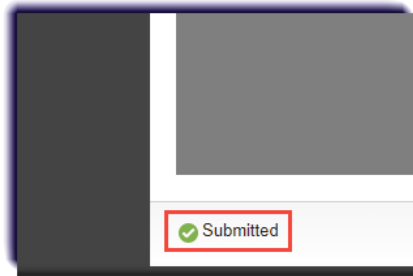


Then select **Continue**.

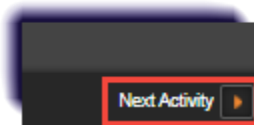




Once it has been clicked, you will see the message “Submitted” letting you know the assignment has been successfully completed.



To move to the next activity, you will click the **Next Activity** button located at the bottom right of the screen.



## Speaking Activities

Speaking activities require a recording to be completed in the language. Click and hold the **record** button. When done recording, release the button.



When successfully recorded, the green checkmark will appear.

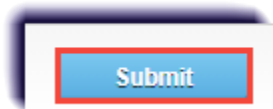




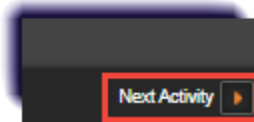
To listen to the recording, click the **play button**. Re-record if desired.



Click **Submit**.



Click **Next Activity**.



## Guess and Confirm Activities

With guess and confirm activities, guess the grammar word or phrase and then confirm by clicking the green translation button.

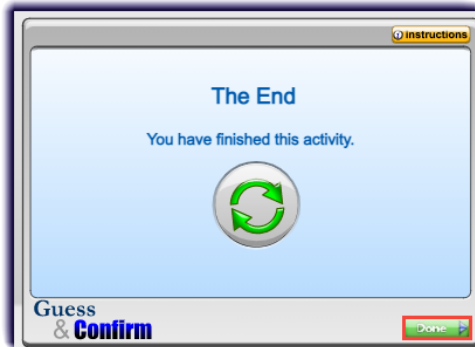




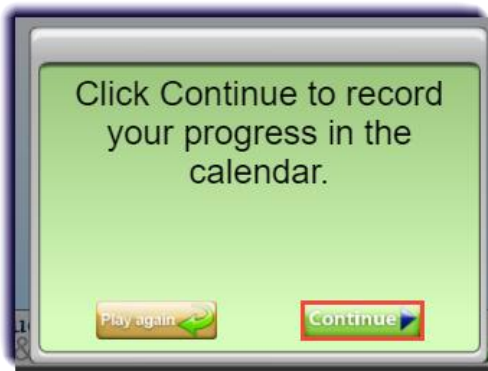
When done, click the **play button**.



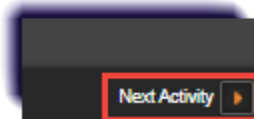
Then click **Done**.



Followed by **Continue**.



To move to the next activity, click **Next Activity**.






## Game Show Activities

Within the Game Show activity, test your knowledge against the computer in this interactive game.

Click the **play icon** to begin.



Click **Next**.



When **You** is highlighted, select a question from the available choices.





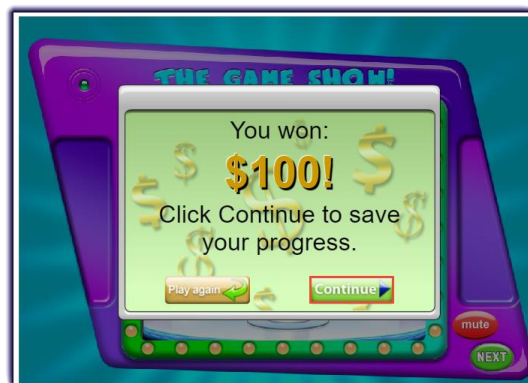
Answer the question before the computer does.



Keep playing until all the questions have been answered. Then, review the questions unanswered or answered incorrectly. You will be prompted to answer these questions again. Click **Next**.

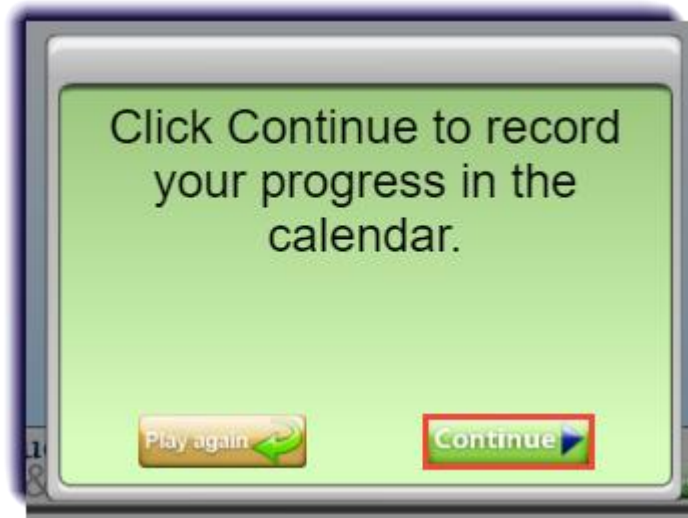


The total money won will appear. Click **Continue**.





When finished, click **Continue**.



To move to the next activity, click **Next Activity**.

