

This guide will show you how to access your Carone Health Science coursework.

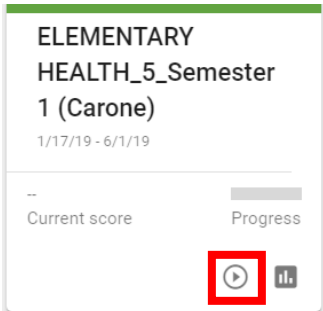
1. Login to your Odysseyware Academy Dashboard.
2. In the Academic Snapshot box, click on the Health Science course with “Carone” in the title.

**Academic Snapshot**

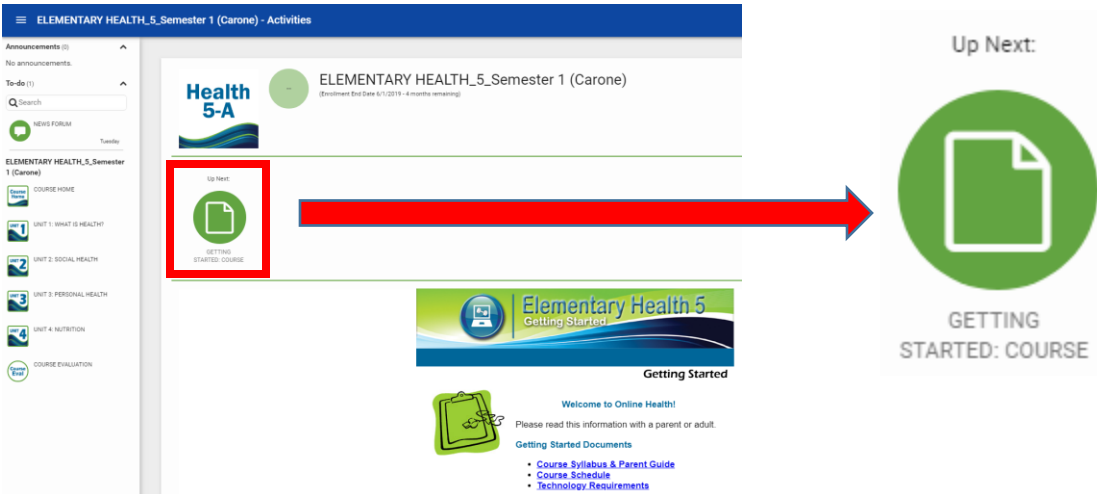
This student is currently enrolled in 3 courses:

Course	Grade	Assignments	Pacing
Economics (2019)	96.6%	8 of 90	Behind
Government (2019)	0%	0 of 73	Behind
<b>ELEMENTARY HEALTH 5 Semester 1 (Carone)</b>		0 of 48	On Pace

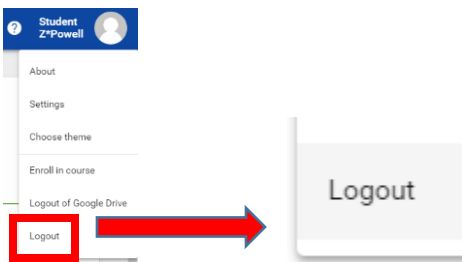
3. This will open the course into a new browser tab. Complete assignments by clicking the play button.



4. Complete assignments in order. Select “Up Next” to go to the next assignment.



5. When you are done working in your Carone course, click logout.



**IMPORTANT** After logging out of Carone, log into the Dashboard to access the course again.

Need help? Call the Academic Hotline at 888-399-4267