

Family Support for Imagine MyPath®



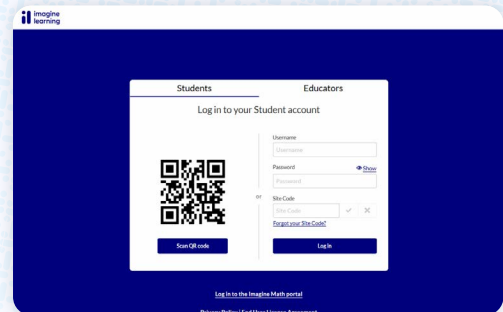
Build your student's literacy and math skills

GET STARTED!

Help your student log in to [Imagine MyPath](#)* with the username and password provided by their school. The school may also provide a login code to enter.

If your district uses a single sign-on portal (SSO), follow the instructions from your student's teacher.

Now you're ready to make the most of the following tips to support your student.



● Imagine MyPath Login Portal

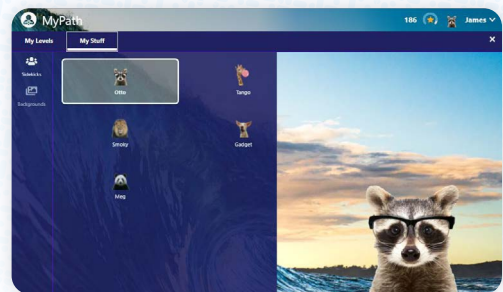
WHAT TO EXPECT

The first time your student uses Imagine MyPath, they take a test to decide their individual learning path. You can see their learning path whenever they're logged in, including the topics they will cover to build their literacy and/or math skills. By clicking the star or navigating to 'Student > My Progress' in the top right corner, you can review your student's level, logged time, and lessons passed. Select 'View Details' to see year-to-date data.

KEEPING TRACK OF PROGRESS

Your student will love showing you their hard work in Imagine MyPath. Consider reviewing the My Progress page weekly to encourage your student in their learning journey.

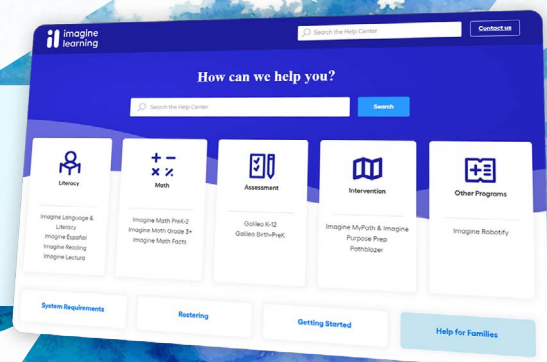
- Write down goals — track active minutes or lessons completed each week. Reward your student for reaching their goals.
- Encourage your student by looking through their 'My Stuff' page together. This is where Imagine MyPath provides digital rewards like avatars and backgrounds. The more your student works along their learning path, the more their 'My Stuff' inventory will grow.
- Scroll through your student's learning path and discuss upcoming topics to prepare them for what lies ahead.



● Imagine MyPath "My Stuff" page

Need more support?

Check out the Help Center**



* <https://login.imaginelearning.com>

** <https://help.imaginelearning.com/hc/en-us/articles/5584691856791>

Help Your Student Thrive in Their Learning

Stay connected to your student's teacher

Connecting with your student's teacher to form a support team will help your student succeed. If your student is struggling with a concept, your student's teacher can send home additional practice for you to help with.

Create a way for your student to excel at home

At-home support and encouragement go a long way for learners. Try these tips to keep your student engaged and focused.

- Create a comfortable, distraction-free space as a work area for your student
- Create a plan, such as 'focus time' and 'break time,' to help them connect and succeed
- Make sure your student has Wi-Fi and a charged device, such as a laptop, tablet, or smartphone
- Show interest in what your student is learning about with questions like, "What did you focus on today?" or "What questions do you have about the lesson?"



Why Imagine MyPath?

Imagine MyPath is designed to grow with your student, prioritizing the skills students need to succeed in school and careers. Whether students review concepts from below grade level or advanced material, Imagine MyPath provides engaging, adaptive lessons to keep them moving forward.



imaginelearning.com/mypath
877-725-4257 • solutions@imaginelearning.com

More learners, nationwide

Imagine Learning's programs provide quality curricula you can trust



5 million

students served



20,000

American schools across the top 25 districts