

Family Support for Imagine Español

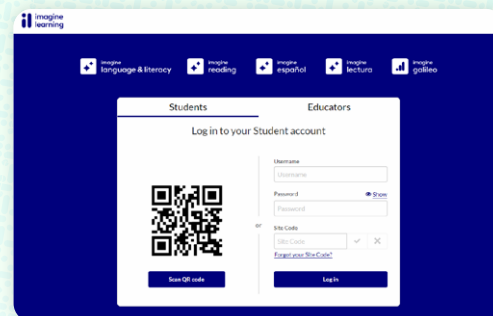
Support your student's learning journey

GET STARTED!

Help your student log in to [Imagine Español here](#)* using the assigned username and password or the site code provided by the school.

If your district uses a single sign-on (SSO) portal, follow the instructions from your student's teacher.

Now you're ready to make the most of the following tips to support your student.



● Imagine Español login portal


WHAT TO EXPECT FOR YOUR STUDENT

When your student first logs in to Imagine Español, they will take a test to show the program what they already know. Be sure they complete the test on their own because their answers will ensure the personalized learning path will be tailored to their needs. Some questions will be easy and others will be harder. If your student needs to log out before they're done with the test, they'll pick up where they left off next time.

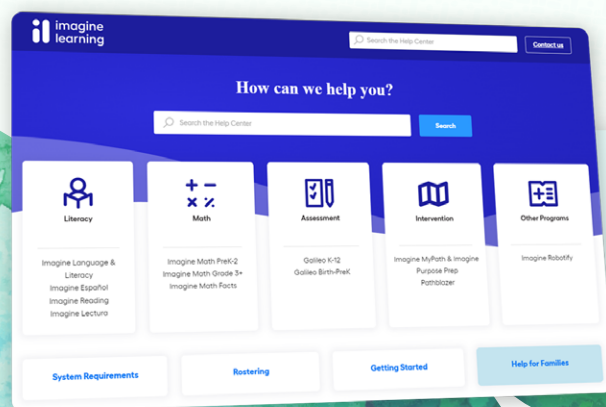
RACK UP THE BOOSTER BITS!

Students earn rewards called booster bits when they complete activities in the program. Booster bits can be spent on creating and customizing their avatars or visiting the Imagine Museum to play special games.

Be sure to ask your student about their booster bits and avatar!



● Customizable avatar



Need more support?

Check out the Help Center**

* <https://api.imaginelearning.com/signin>

** <https://help.imaginelearning.com/hc/en-us/articles/360059645933>

Help Your Student Thrive in Their Learning

Stay connected to your student's teacher

Checking in with your student's teacher can help keep everyone on track, and the teacher can show you how to monitor your student's work at home. We recommend connecting with the teacher to review growth metrics, test results, performance predictions, and skill areas where your student needs extra support or more of a challenge.

Create a way for your student to excel at home

At-home support and encouragement are valuable. Try these tips to keep your student engaged and focused:

- Choose a comfortable, distraction-free space as a work area for your student
- Create a plan, such as 'focus time' and 'break time,' to help them connect and succeed
- Make sure your student has Wi-Fi and a charged device, such as a laptop, tablet, or smartphone
- Show interest in what your student is learning about with questions like, "What activities did you get to play today?" or "Can we sing one of the songs from your lesson together?"



Why Imagine Español?

Imagine Español is a research-backed program that uses interactive games, books, songs, and videos to teach Spanish language and literacy concepts to students in PreK–2. It engages students as it accelerates their grade-level reading and Spanish language proficiency. As a personalized learning solution, the program places students on individualized learning paths, adapting to their performance as they go and helping them learn necessary skills such as:

- Letters and sounds
- Rhyming
- Vocabulary
- Spanish-language culture

 **imagine learning** imaginelearning.com/imagine-español
877-725-4257 • solutions@imaginelearning.com

More learners, nationwide

Imagine Learning's programs provide quality curricula you can trust



5 million

students served



20,000

American schools across the top 25 districts