

Family Support for Imagine Edgenuity

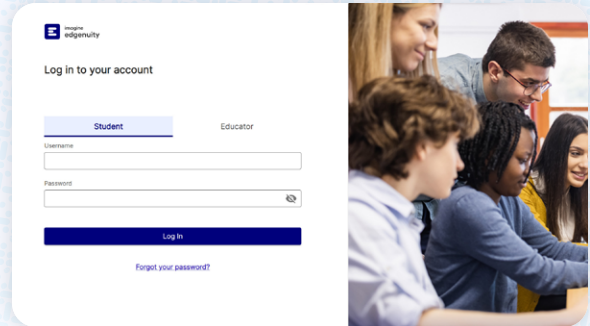


Be a part of your student's learning journey

GET STARTED!

Help your student log in to [Imagine Edgenuity here](#)* with the username and password provided by their school.

Now you're ready to make the most of the following tips for supporting your student and tracking their progress in Imagine Edgenuity.



● Imagine Edgenuity Login Portal

MONITOR STUDENT PROGRESS IN THE FAMILY PORTAL

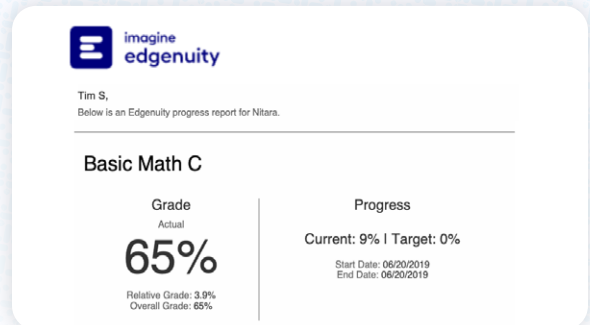
Ask the school to add you to the family portal of your student's account if it hasn't already. Once you receive an email confirmation and activation code, follow [these steps](#)** to log in. Contact your student's teacher if you have questions.

INSIDE THE FAMILY PORTAL

The family portal allows you to track your student's work using the attendance log and progress report.

The **attendance log** will tell you when your student logged in, how much time they spend in their course, and whether your student has been active or idle.

The **progress report** shows you the course name, target dates, grades, and scores. Color-coded squares show where your student is on track, ahead of schedule, or needs to catch up.



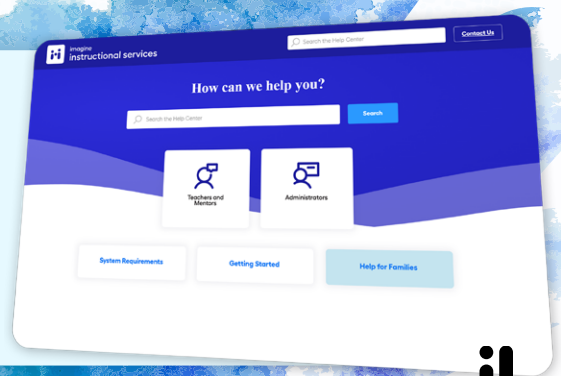
● Family Portal Student Progress Report

Need more family support?

Visit the Help Center for guides on logging in and using the family portal, plus tips for helping your student succeed.

[Visit the Help Center](#)

● imaginelearning.click/edge-family-support



* <https://auth.edgenuity.com/Login/Login/Student>

** <https://help.imagineedgenuity.com/hc/en-us/articles/360042912494>

Help your student maximize their potential

Stay connected to your student's teacher

Regularly checking in with your student's teacher can help keep your student on track and moving forward in Imagine Edgenuity — let the teacher know if you'd like daily, weekly, or monthly progress reports via email. We also recommend reviewing your student's scores and participation levels with their teacher, plus any areas where your student is ahead of schedule or needs more support.

How to help your student thrive in their learning

At-home support and encouragement are valuable. Try these tips to help your student be an active, engaged learner:

- Choose a comfortable, distraction-free space as a work area for your student
- Create a plan, such as 'focus time' and 'break time,' to help them connect and succeed
- Make sure your student has Wi-Fi and a charged device, such as a laptop, tablet, or Chromebook
- Show interest in what your student is learning about with questions like, "What did your learning focus on today?" or "What questions do you have about the lesson?"



Designed to deliver learning

A California case study showed that 81% of Imagine Edgenuity students earned a score of 3 or higher on their Advanced Placement® tests. In New Mexico, 11th-grade students using the program did better than their peers on science, reading, and mathematics assessments by 39% or more.

Imagine Edgenuity is designed to challenge and inspire your student. The instruction is standards based, with powerful interactive tools and fun multimedia and real-world exercises to help students build knowledge and skills.

 **imagine learning** imaginelearning.click/edge-family-support
877-725-4257 • solutions@imaginelearning.com

More learners, nationwide

Imagine Learning's programs provide quality curricula you can trust



5 million

students served



20,000

American schools across the top 25 districts