Reports and Data

Edgenuity's learning management system collects and organizes student data to generate a variety of reports available for students, educators, and parents. These reports are available by student, group, course, school, and even for the district as a whole. Standard Edgenuity reports currently available include:

Available Reports

Single-Student Reports **2**
Course Report 2
Progress Report 3
Session Log 3
Score Overview 4
Group Reports **5**
Attendance Log 5
Dashboard 5
Gradebook 6
Group Progress Report 7
Lesson Mastery Report 8
School and District Reports **9**
Recent Actions Log 9
Summary Reports 9
Active Enrollment by Grade Level 9
Current Completed Courses by Grade Level 10
Total Enrollment by Course 10
Courses Behind Target 10
Courses Within 10% Complete by School and Grade Level 11
Course % Complete 11
Family Portal **12**
Administrative Report Subscriptions **12**
Action Log 13
Activity Completion 13
Course Completions Details 13
Course Options 14
Email Communications 14
Enrollment Options 14

© 2019 Edgenuity Inc. All Rights Reserved. May not be copied, modified, sold or redistributed in any form without permission.

Fitness Log 15
Gradebook Activities..... 15
PreTest PostTest Scores 15
Student Achievement 16
Student Demographics 16
User Permissions Report..... 16
User Sessions Log..... 17

Single-Student Reports

The following reports are available for an individual student.

Course Report

The Course Report provides detailed information about all activities assigned to a student in a selected course and is located within a student's gradebook. This report, in PDF format, can easily be downloaded to serve as an assignment calendar for students, especially when a target date is applied to the student's enrollment.

Teachers can view important metrics such as the total number of attempts a student has for each assignment, the estimated time and total time a student took to complete each assignment, as well as the grade and weighted category of assignments.

Additionally, administrators can customize which of the three available grade metrics are displayed on this report.

Nitara Singh

Course Report: Lee- AZ- Mathematics 8
Grade: 8
Actual Grade: 93.0%

Edgenuity

Created On: 10/18/2019, 01:27 PM
Start Date: 08/22/2019 **Target Date:** 12/23/2019
Student Progress: 52% | **Target Progress:** 47%

Activity	Due	First Attempt	Submitted	Attempts	Est Time	Total Time	Category	Score
Unit: Input-Output Relationships								
Lesson: Making Tables								
Warm-Up	08/22/2019	03/23/2018	03/23/2018	1	8m	7m 21s		
Instruction	08/23/2019	03/23/2018	03/23/2018	1	32m	35m 29s		
Summary	08/23/2019	03/30/2018	03/30/2018	1	4m	1m 51s		
Assignment	08/26/2019	03/23/2018	03/23/2018	1	14m	3m 45s	Assignment	100%
Quiz	08/26/2019	03/23/2018	03/23/2018	1	15m	1m 34s	Quiz	100%
Project: Calculate your walking distance per second	08/29/2019	08/1/2018	08/1/2018	1	1h 30m	2m 17s	Project	85%
Real-World Functions	08/30/2019	08/1/2018	08/1/2018	1	15m	51s	Assignment	80%

Visit the Edgenuity Help Center to learn more about the Course Report.

© 2019 Edgenuity Inc. All Rights Reserved. May not be copied, modified, sold or redistributed in any form without permission.

Progress Report

For a single student, the course progress report shows percentage completion, activity scores, activity count (total and completed), and the weighting and overall scores by activity type. This report provides a snapshot of the student's progress and achievement in a single course.

Progress reports can be accessed or printed any time for students and teachers. These reports can be emailed directly to parents or guardians, or they can be set up with access to the Family Portal to view them at any time. As students submit assignments, they receive immediate feedback and the progress report is updated in the live system. Since data is recorded and updated in real time, students can monitor their progress and will know exactly where they stand in relation to completing the course on time.

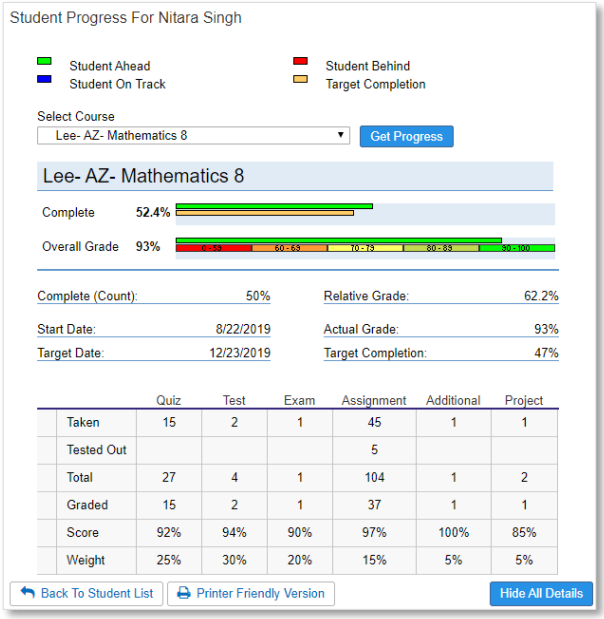

	Quiz	Test	Exam	Assignment	Additional	Project
Taken	15	2	1	45	1	1
Tested Out				5		
Total	27	4	1	104	1	2
Graded	15	2	1	37	1	1
Score	92%	94%	90%	97%	100%	85%
Weight	25%	30%	20%	15%	5%	5%

Progress Reports make it easy to identify whether students are on track to complete courses within the allotted timeframe and determine the grade they have earned for submitted work (overall grade), the grade if they were to leave the class without doing any more work and receive zeros for the incomplete work (relative grade), or the grade in relation to the percentage of coursework completed vs. the percentage of coursework that should have been completed (actual grade).

Visit the Edgenuity Help Center to learn more about the Progress Report.

Session Log

Teachers and administrators can review the amount of time a student has logged in the system, including the amount of time the student had the system open but was idle. Using date ranges, teachers have a weekly overview of total work in addition to a breakdown of individual session work. The attendance log not only tracks student time on task, but it will also allow teachers to view a student's idle time, which could indicate review time or time spent using the student organizer tools.

With the Family Portal, parents and guardians have unlimited access to the student's attendance log. The attendance data for teachers and families is available at any time.

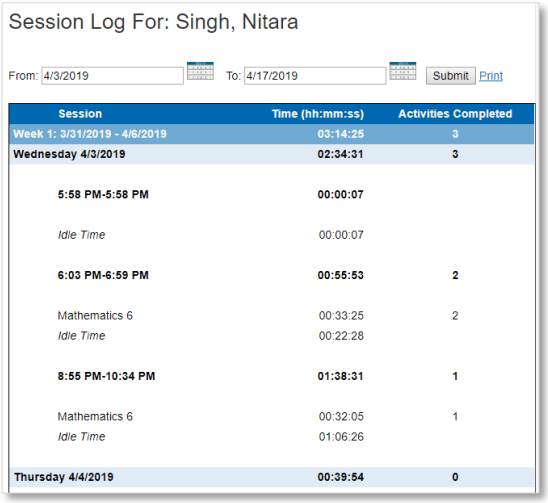

Session	Time (hh:mm:ss)	Activities Completed
Week 1: 3/31/2019 - 4/6/2019	03:14:25	3
Wednesday 4/3/2019	02:34:31	3
5:58 PM-5:58 PM	00:00:07	
Idle Time	00:00:07	
6:03 PM-6:59 PM	00:55:53	2
Mathematics 6	00:33:25	2
Idle Time	00:22:28	
8:55 PM-10:34 PM	01:38:31	1
Mathematics 6	00:32:05	1
Idle Time	01:06:26	
Thursday 4/4/2019	00:39:54	0

Visit the Edgenuity Help Center to learn more about the Session Log.

© 2019 Edgenuity Inc. All Rights Reserved. May not be copied, modified, sold or redistributed in any form without permission.

Score Overview

The Score Overview allows teachers to monitor student work on a per-course basis. This report not only shows the lesson and activities completed within a course, but it also allows teachers to view the scores, attempts, and submission dates associated with those activities. With sorting and exporting features, teachers can easily assess student progress throughout the duration of the course.

From this report, educators can also see whether any activities require grading. They can view student work from here, review and grade it, and leave feedback for students.

Student's Score Overview

This page is used to pull overall grade data for a student's course. Use the course drop-down list to select the student's course. Pick what types of assignments that you would like to view from the Activity Types drop-down list. If you know the date the student submitted an activity, you can enter that data in the time fields. You can leave the time fields blank to pull all assignments, regardless of what time they were taken.

Course: Lee- AZ- Mathematics 8

Activity Types: All | Begin Time: | End Time: | SEARCH

Lesson	Activity	Counted	Score	Attempts	Submit Date	Action Required
Combining Like Terms to Solve Equations	Quiz	Yes	100	1	6/5/2019 9:36:33 AM	No
Using the Distributive Property	Quiz	Yes	100	1	6/5/2019 9:33:47 AM	No
Simplifying Algebraic Expressions	Quiz	Yes	100	1	6/5/2019 9:28:01 AM	No
Comparing Slopes and Intercepts	Quiz	Yes	100	2	6/5/2019 9:21:27 AM	No
Applying Linear Functions	Assignment	Yes	100	1	6/5/2019 9:00:27 AM	No
Applying Linear Functions	Summary	No	100	1	6/5/2019 8:40:25 AM	No

Visit the Edgenuity Help Center to learn more about the Scores and Activity Review.

© 2019 Edgenuity Inc. All Rights Reserved. May not be copied, modified, sold or redistributed in any form without permission.

Group Reports

These reports include data for multiple students, groups of students, or for all students in the school or district.

Attendance Log

The Attendance Log provides an overview of student attendance, either for the school or for specific groups of students. Teachers can monitor the Attendance Log to view the total time a student spends daily, the number of assessments completed daily, or to monitor the weekly total time for each student.

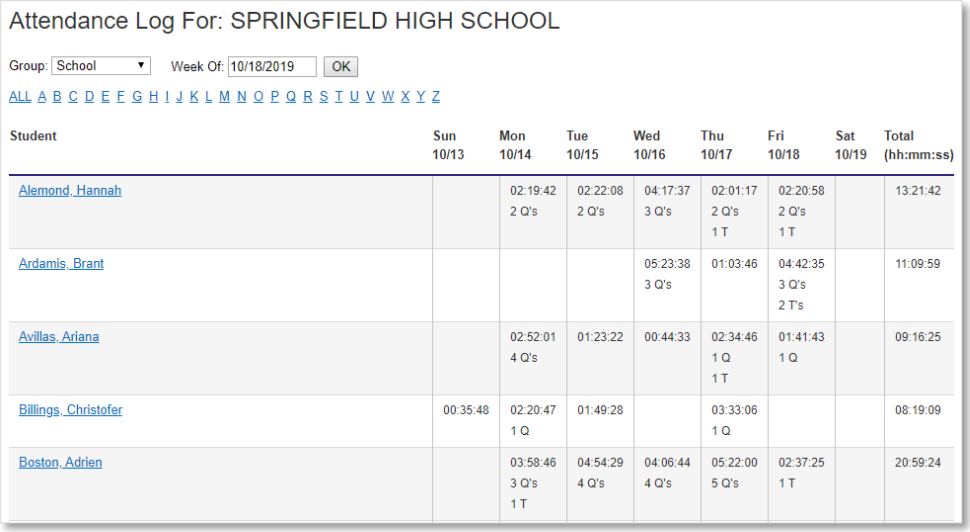

Attendance Log For: SPRINGFIELD HIGH SCHOOL

Group: School Week Of: 10/18/2019 OK

ALL A B C D E F G H I J K L M N O P Q R S T U V W X Y Z

Student	Sun 10/13	Mon 10/14	Tue 10/15	Wed 10/16	Thu 10/17	Fri 10/18	Sat 10/19	Total (hh:mm:ss)
Alemond, Hannah		02:19:42 2 Q's	02:22:08 2 Q's	04:17:37 3 Q's	02:01:17 2 Q's 1 T	02:20:58 2 Q's 1 T		13:21:42
Ardamis, Brant				05:23:38 3 Q's	01:03:46	04:42:35 3 Q's 2 T's		11:09:59
Avillas, Ariana		02:52:01 4 Q's	01:23:22	00:44:33	02:34:46 1 Q 1 T	01:41:43 1 Q		09:16:25
Billings, Christofer	00:35:48	02:20:47 1 Q	01:49:28		03:33:06 1 Q			08:19:09
Boston, Adrien		03:58:46 3 Q's 1 T	04:54:29 4 Q's	04:06:44 4 Q's	05:22:00 5 Q's	02:37:25 1 T		20:59:24

Visit the Edgenuity Help Center to learn more about the Attendance Log.

Dashboard

The Dashboard feature is a user-friendly way of managing large groups of students from one centralized location. Teachers and Administrators can easily identify and intervene with students who are falling behind or who need additional support. Students who are prevented from progressing in the courses are also easily managed through the alert system, providing teachers with real-time data so they can effectively manage their students. With the wide range of filters available for courses and students, teachers can narrow the list of students that appear in the Dashboard.

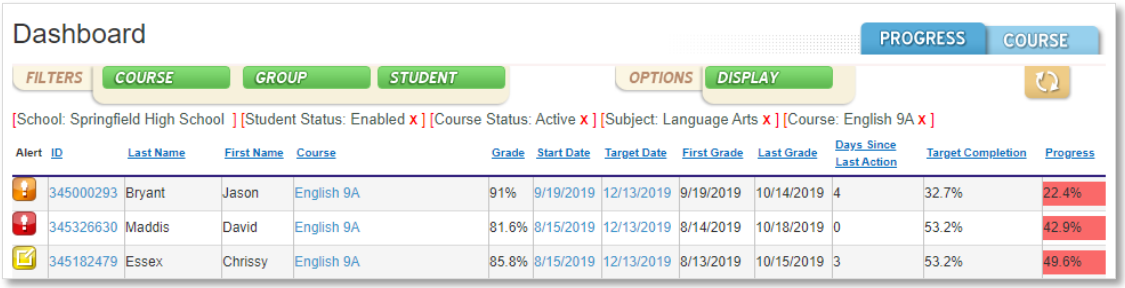

Dashboard PROGRESS COURSE

FILTERS COURSE GROUP STUDENT OPTIONS DISPLAY

[School: Springfield High School] [Student Status: Enabled x] [Course Status: Active x] [Subject: Language Arts x] [Course: English 9A x]

Alert	ID	Last Name	First Name	Course	Grade	Start Date	Target Date	First Grade	Last Grade	Days Since Last Action	Target Completion	Progress
	345000293	Bryant	Jason	English 9A	91%	9/19/2019	12/13/2019	9/19/2019	10/14/2019	4	32.7%	22.4%
	345326630	Maddis	David	English 9A	81.6%	8/15/2019	12/13/2019	8/14/2019	10/18/2019	0	53.2%	42.9%
	345182479	Essex	Chrissy	English 9A	85.8%	8/15/2019	12/13/2019	8/13/2019	10/15/2019	3	53.2%	49.6%

Visit the Edgenuity Help Center to learn more about the Dashboard.

© 2019 Edgenuity Inc. All Rights Reserved. May not be copied, modified, sold or redistributed in any form without permission.

Gradebook

The Edgenuity Gradebook displays test, quiz, or activity scores for an entire class, or for a group that you define. Consistent iconography indicates when a student is out of retakes, has submitted an assignment that requires grading, or has reached an assessment that must be unlocked by a teacher. Educators can easily view and grade assignments, change a score, and reset or bypass an assignment.

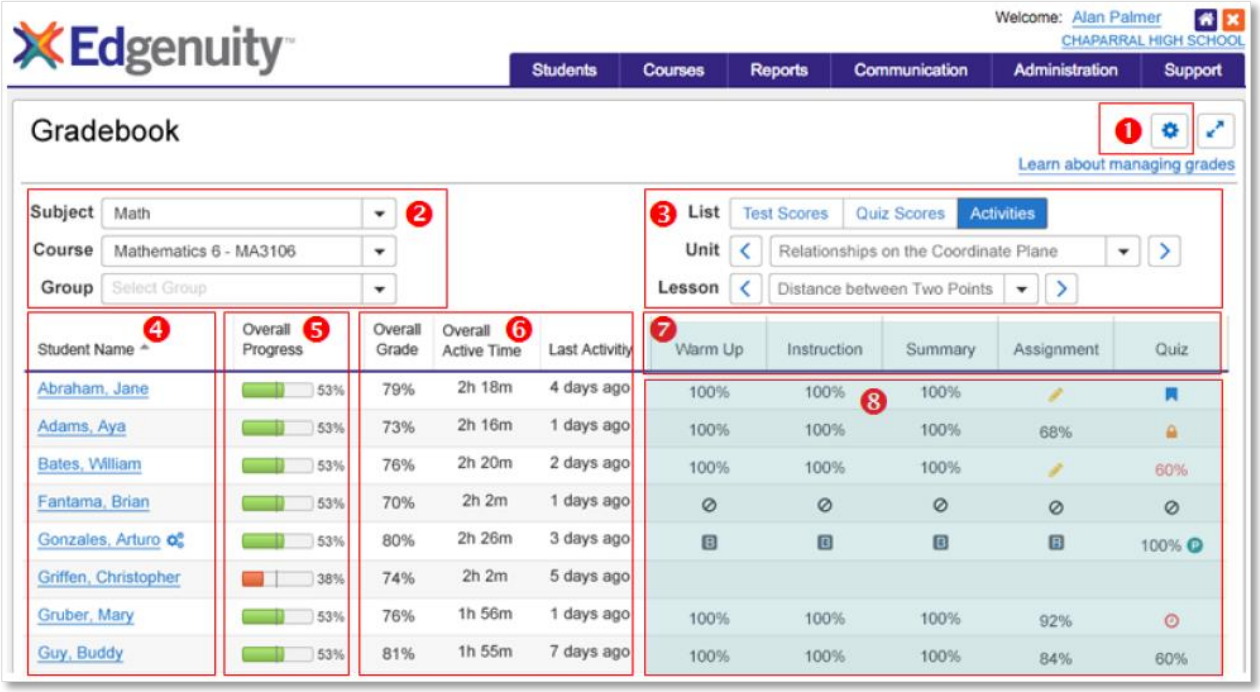

1. Click the gear icon to choose the course-level columns you want to see. Show or hide Overall Grade, Relative Grade, Actual Grade, Active Time, or Last Activity.
2. Select the subject and course you want to manage. Optionally, select one or more Groups.
3. Navigate between units, topics, and lessons to control the level of detail displayed in the Gradebook. Select Test Scores to see only test scores for the entire course, Quiz Scores to view only quiz scores, and Activities to view every activity score.
4. View the class list and click on any student to see their individual gradebook in more detail.
5. View overall course progress as compared to target progress to monitor whether students on track for on-time completion.
6. View course-level metrics such as course grade, total amount of time spent in the course so far, and how many days it's been since students submitted an activity in the course.
7. View the structure of the selected unit, topic, or lesson.
8. View scores, alerts, and status indicators. Click on any cell to take action on that activity.

Visit the Edgenuity Help Center to learn more about the Gradebook.

© 2019 Edgenuity Inc. All Rights Reserved. May not be copied, modified, sold or redistributed in any form without permission.

Group Progress Report

This report allows educators to monitor the performance and progress of multiple students at one time. The progress overview demonstrates the currently available information about a group of students. The administrator at the school level will be able to view the reports for students enrolled at the site; district administrators will be able to view information for all students in all schools in the district as they navigate from school to school.

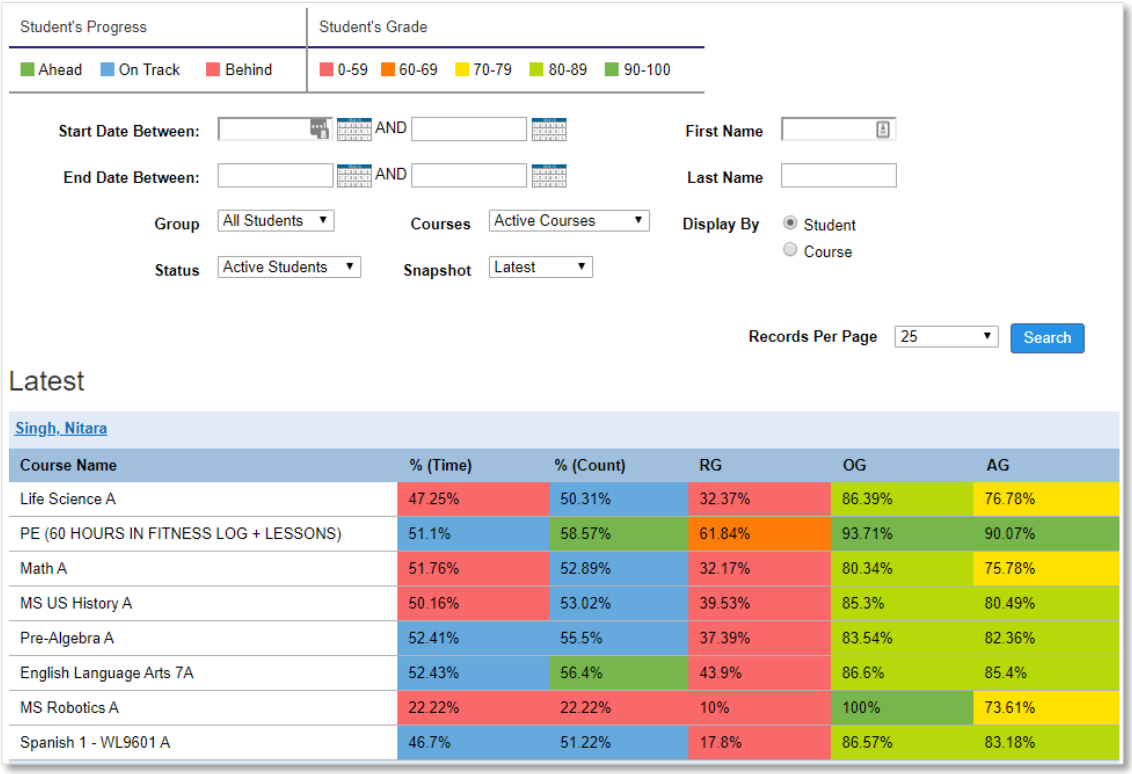

Course Name	% (Time)	% (Count)	RG	OG	AG
Life Science A	47.25%	50.31%	32.37%	86.39%	76.78%
PE (60 HOURS IN FITNESS LOG + LESSONS)	51.1%	58.57%	61.84%	93.71%	90.07%
Math A	51.76%	52.89%	32.17%	80.34%	75.78%
MS US History A	50.16%	53.02%	39.53%	85.3%	80.49%
Pre-Algebra A	52.41%	55.5%	37.39%	83.54%	82.36%
English Language Arts 7A	52.43%	56.4%	43.9%	86.6%	85.4%
MS Robotics A	22.22%	22.22%	10%	100%	73.61%
Spanish 1 - WL9601 A	46.7%	51.22%	17.8%	86.57%	83.18%

Visit the Edgenuity Help Center to learn more about the Group Progress Report.

© 2019 Edgenuity Inc. All Rights Reserved. May not be copied, modified, sold or redistributed in any form without permission.

Lesson Mastery Report

The Lesson Mastery report provides an at-a-glance view of how students are performing in all the lessons in a course, in order to identify and group students for re-teaching. For each lesson, educators can view how many students are struggling with the lesson, how many are active in the lesson, and a number of other statistics. The report can be filtered by standard, and it can be sorted by lesson difficulty or any other of the columns displayed. Educators can drill into any lesson to view which students are struggling and/or active, with visibility into the assessment questions and individual student responses for targeted, real-time intervention.

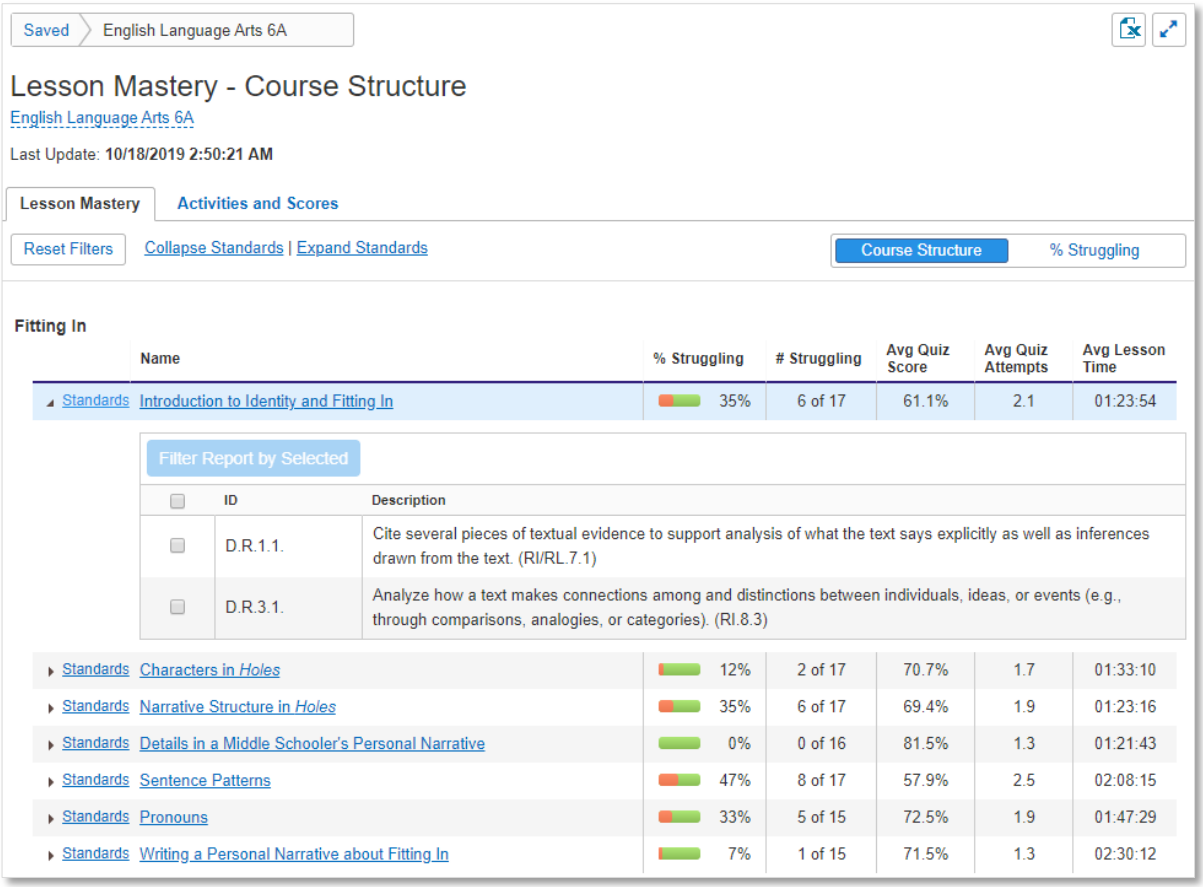

Visit the Edgenuity Help Center to learn more about the Attendance Log.

© 2019 Edgenuity Inc. All Rights Reserved. May not be copied, modified, sold or redistributed in any form without permission.

School and District Reports

These reports summarize student and teacher data at the school or district level, and are intended for administrators.

Recent Actions Log

Searchable by student, teacher, action, or date, the Recent Actions Log is an important tool that enables teachers and administrators to monitor the system for updates to accounts and courses.

For example, administrators can review how often grades have been changed by teachers, how many times students have been given a bypass for an assignment or test, and whether new users have been added. Through this report, administrators can monitor teachers to ensure district policies for actions such as changing grades or assigning courses are followed.

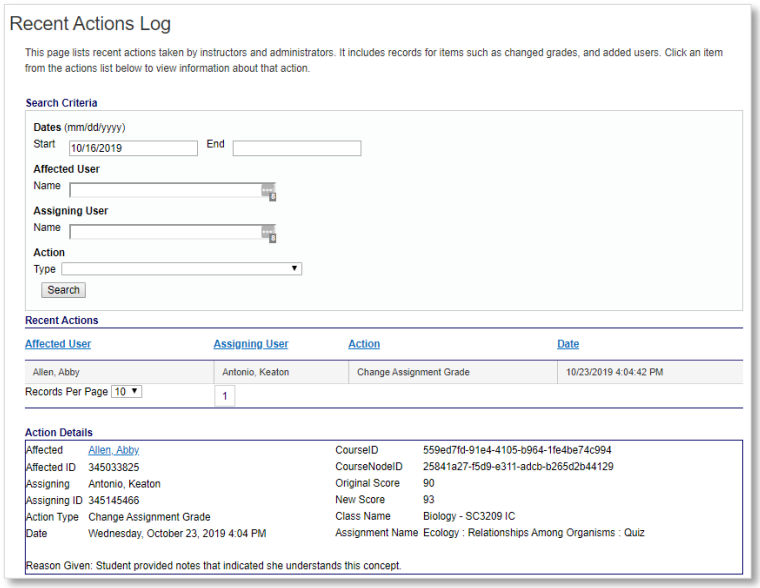

Summary Reports

Administrators can view several summary reports, all of which can be exported to Excel. These reports show the following data for all students in the district:

Active Enrollment by Grade Level

This report allows administrators to track the numbers of students actively enrolled in Edgenuity, by grade level and by school.

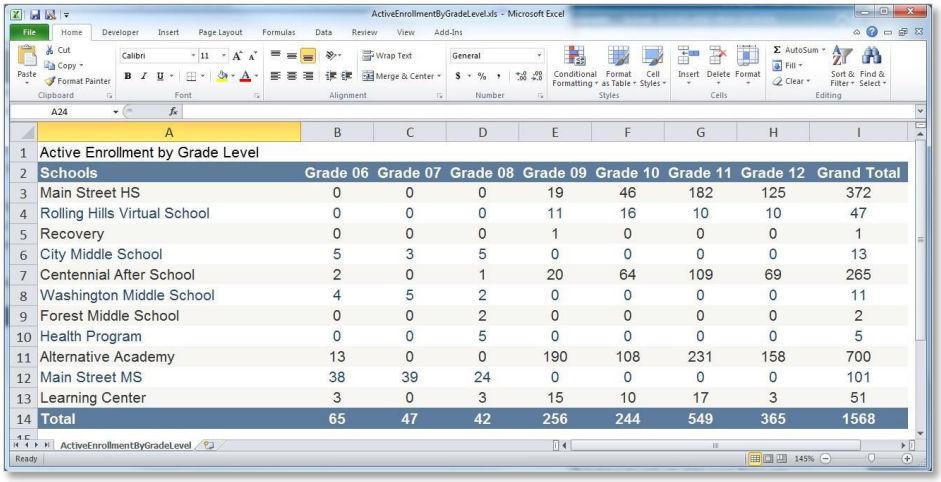

Active Enrollment by Grade Level

Schools	Grade 06	Grade 07	Grade 08	Grade 09	Grade 10	Grade 11	Grade 12	Grand Total
Main Street HS	0	0	0	19	46	182	125	372
Rolling Hills Virtual School	0	0	0	11	16	10	10	47
Recovery	0	0	0	1	0	0	0	1
City Middle School	5	3	5	0	0	0	0	13
Centennial After School	2	0	1	20	64	109	69	265
Washington Middle School	4	5	2	0	0	0	0	11
Forest Middle School	0	0	2	0	0	0	0	2
Health Program	0	0	5	0	0	0	0	5
Alternative Academy	13	0	0	190	108	231	158	700
Main Street MS	38	39	24	0	0	0	0	101
Learning Center	3	0	3	15	10	17	3	51
Total	65	47	42	256	244	549	365	1568

© 2019 Edgenuity Inc. All Rights Reserved. May not be copied, modified, sold or redistributed in any form without permission.

Current Completed Courses by Grade Level

This report allows administrators to track course completions by grade level and by school.

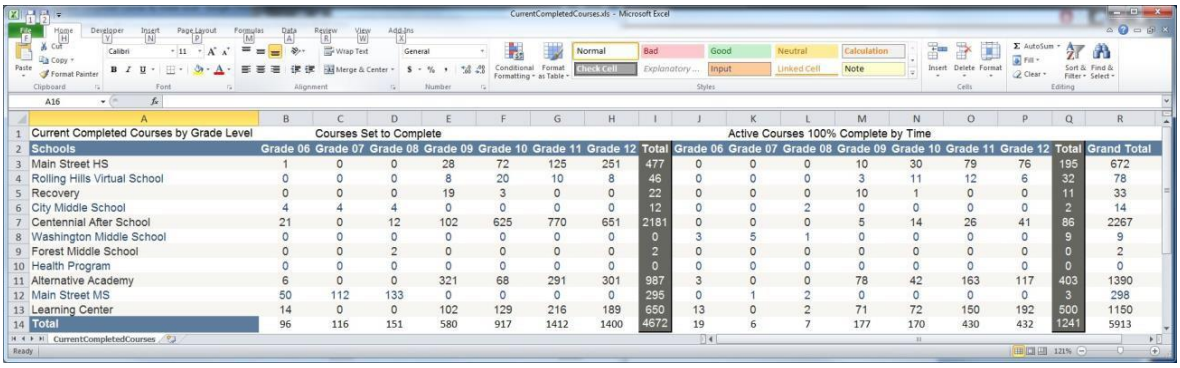

Current Completed Courses by Grade Level	Courses Set to Complete								Active Courses 100% Complete by Time								
Schools	Grade 06	Grade 07	Grade 08	Grade 09	Grade 10	Grade 11	Grade 12	Total	Grade 06	Grade 07	Grade 08	Grade 09	Grade 10	Grade 11	Grade 12	Total	Grand Total
Main Street HS	1	0	0	28	72	125	251	477	0	0	0	10	30	79	76	195	672
Rolling Hills Virtual School	0	0	0	8	20	10	8	46	0	0	0	3	11	12	6	32	78
Recovery	0	0	0	19	3	0	0	22	0	0	0	10	1	0	0	11	33
City Middle School	4	4	4	0	0	0	0	12	0	0	2	0	0	0	0	2	14
Centennial After School	21	0	12	102	625	770	651	2181	0	0	0	5	14	26	41	86	2267
Washington Middle School	0	0	0	0	0	0	0	0	3	5	1	0	0	0	0	9	9
Forest Middle School	0	0	2	0	0	0	0	2	0	0	0	0	0	0	0	0	2
Health Program	0	0	0	0	0	0	0	0	0	0	0	0	0	0	0	0	0
Alternative Academy	6	0	0	321	68	291	301	987	3	0	0	78	42	163	117	403	1390
Main Street MS	50	112	133	0	0	0	0	295	0	1	2	0	0	0	0	3	298
Learning Center	14	0	0	102	129	216	189	650	13	0	2	71	72	150	192	500	1150
Total	96	116	151	580	917	1412	1400	4672	19	6	7	177	170	430	432	1241	5913

Total Enrollment by Course

This report allows administrators to track total enrollment by grade and by course.

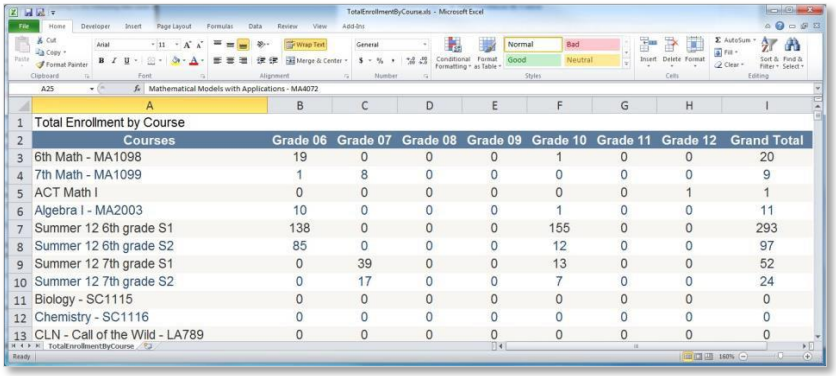

Total Enrollment by Course								
Courses	Grade 06	Grade 07	Grade 08	Grade 09	Grade 10	Grade 11	Grade 12	Grand Total
6th Math - MA1098	19	0	0	0	1	0	0	20
7th Math - MA1099	1	8	0	0	0	0	0	9
ACT Math I	0	0	0	0	0	0	1	1
Algebra I - MA2003	10	0	0	0	1	0	0	11
Summer 12 6th grade S1	138	0	0	0	155	0	0	293
Summer 12 6th grade S2	85	0	0	0	12	0	0	97
Summer 12 7th grade S1	0	39	0	0	13	0	0	52
Summer 12 7th grade S2	0	17	0	0	7	0	0	24
Biology - SC1115	0	0	0	0	0	0	0	0
Chemistry - SC1116	0	0	0	0	0	0	0	0
CLN - Call of the Wild - LA789	0	0	0	0	0	0	0	0

Courses Behind Target

This report allows administrators to summarize the number of students behind target, by course.

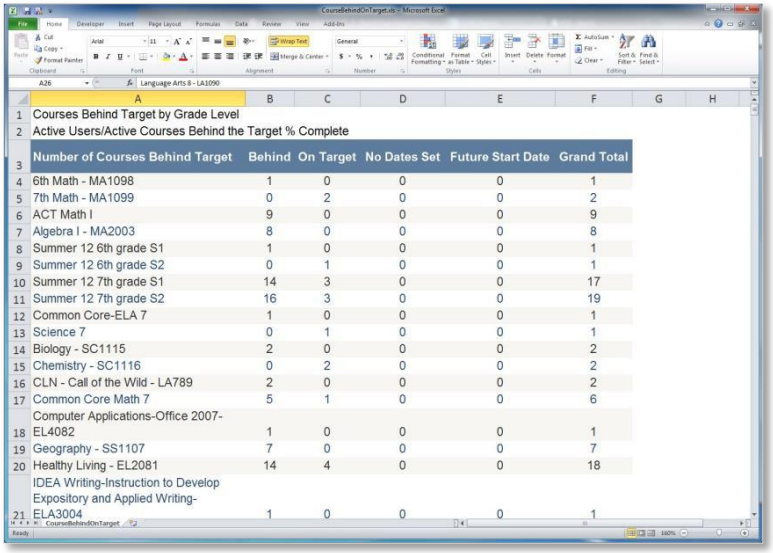

Courses Behind Target by Grade Level Active Users/Active Courses Behind the Target % Complete					
Number of Courses Behind Target	Behind	On Target	No Dates Set	Future Start Date	Grand Total
6th Math - MA1098	1	0	0	0	1
7th Math - MA1099	0	2	0	0	2
ACT Math I	9	0	0	0	9
Algebra I - MA2003	8	0	0	0	8
Summer 12 6th grade S1	1	0	0	0	1
Summer 12 6th grade S2	0	1	0	0	1
Summer 12 7th grade S1	14	3	0	0	17
Summer 12 7th grade S2	16	3	0	0	19
Common Core-ELA 7	1	0	0	0	1
Science 7	0	1	0	0	1
Biology - SC1115	2	0	0	0	2
Chemistry - SC1116	0	2	0	0	2
CLN - Call of the Wild - LA789	2	0	0	0	2
Common Core Math 7	5	1	0	0	6
Computer Applications-Office 2007-EL4082	1	0	0	0	1
Geography - SS1107	7	0	0	0	7
Healthy Living - EL2081	14	4	0	0	18
IDEA Writing-Instruction to Develop Expository and Applied Writing-ELA3004	1	0	0	0	1

© 2019 Edgenuity Inc. All Rights Reserved. May not be copied, modified, sold or redistributed in any form without permission.

Courses Within 10% Complete by School and Grade Level

This report allows administrators to summarize how many courses are within 10% complete, by school and by grade level.

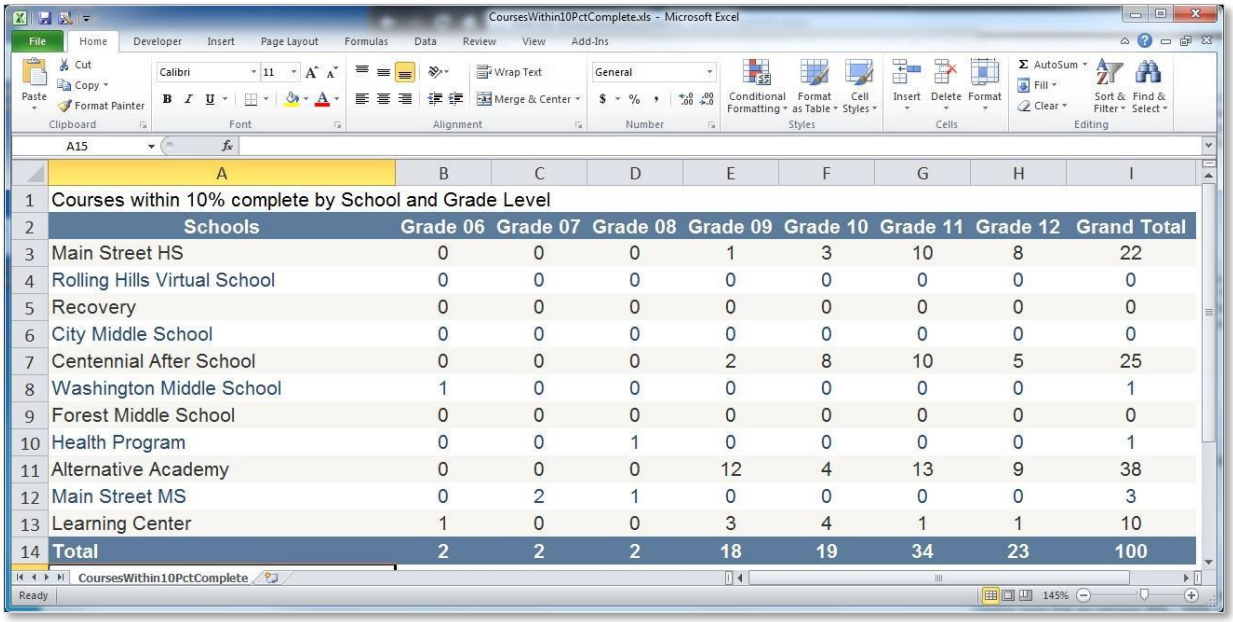

Courses within 10% complete by School and Grade Level

Schools	Grade 06	Grade 07	Grade 08	Grade 09	Grade 10	Grade 11	Grade 12	Grand Total
Main Street HS	0	0	0	1	3	10	8	22
Rolling Hills Virtual School	0	0	0	0	0	0	0	0
Recovery	0	0	0	0	0	0	0	0
City Middle School	0	0	0	0	0	0	0	0
Centennial After School	0	0	0	2	8	10	5	25
Washington Middle School	1	0	0	0	0	0	0	1
Forest Middle School	0	0	0	0	0	0	0	0
Health Program	0	0	1	0	0	0	0	1
Alternative Academy	0	0	0	12	4	13	9	38
Main Street MS	0	2	1	0	0	0	0	3
Learning Center	1	0	0	3	4	1	1	10
Total	**2**	**2**	**2**	**18**	**19**	**34**	**23**	**100**

Course % Complete

This report allows administrators to summarize percentage completion by decile, by school. For example, in the report below there are two students at Main Street Middle School who have completed between 0 and 9.99% of their coursework. There are three students at that school within 10% of completing their coursework.

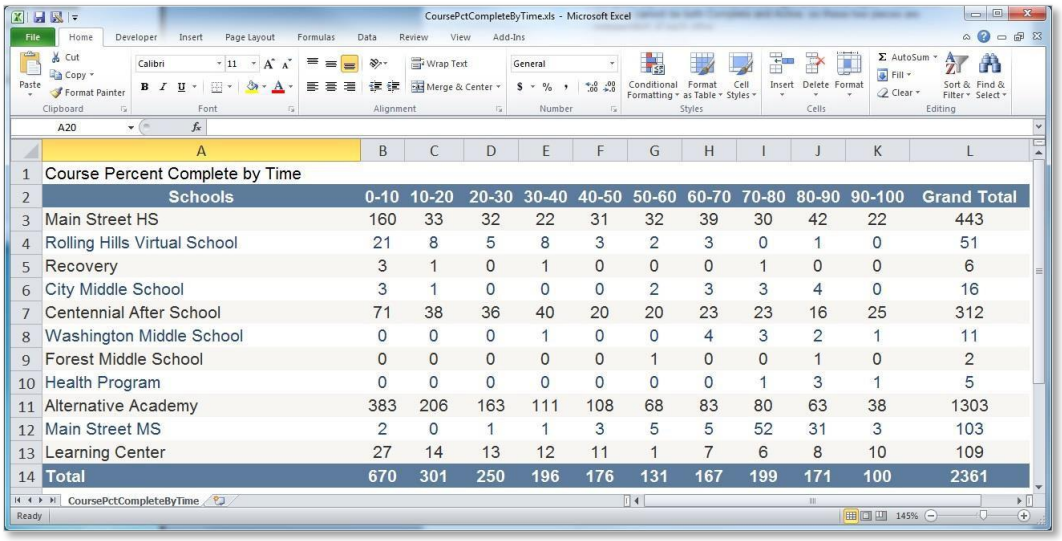

Course Percent Complete by Time

Schools	0-10	10-20	20-30	30-40	40-50	50-60	60-70	70-80	80-90	90-100	Grand Total
Main Street HS	160	33	32	22	31	32	39	30	42	22	443
Rolling Hills Virtual School	21	8	5	8	3	2	3	0	1	0	51
Recovery	3	1	0	1	0	0	0	1	0	0	6
City Middle School	3	1	0	0	0	2	3	3	4	0	16
Centennial After School	71	38	36	40	20	20	23	23	16	25	312
Washington Middle School	0	0	0	1	0	0	4	3	2	1	11
Forest Middle School	0	0	0	0	0	1	0	0	1	0	2
Health Program	0	0	0	0	0	0	0	1	3	1	5
Alternative Academy	383	206	163	111	108	68	83	80	63	38	1303
Main Street MS	2	0	1	1	3	5	5	52	31	3	103
Learning Center	27	14	13	12	11	1	7	6	8	10	109
Total	**670**	**301**	**250**	**196**	**176**	**131**	**167**	**199**	**171**	**100**	**2361**

© 2019 Edgenuity Inc. All Rights Reserved. May not be copied, modified, sold or redistributed in any form without permission.

Family Portal

Parents and guardians have 24/7 access to Edgenuity's Family Portal, where they can log in to view their child's attendance log and progress report. If desired, teachers can even set up daily, weekly, or monthly emails for parents or guardians (or tutors, court officers, mentors, or other adults with appropriate permission to view student data). When this feature is enabled, parents and guardians will receive regular updates on student progress and activity.

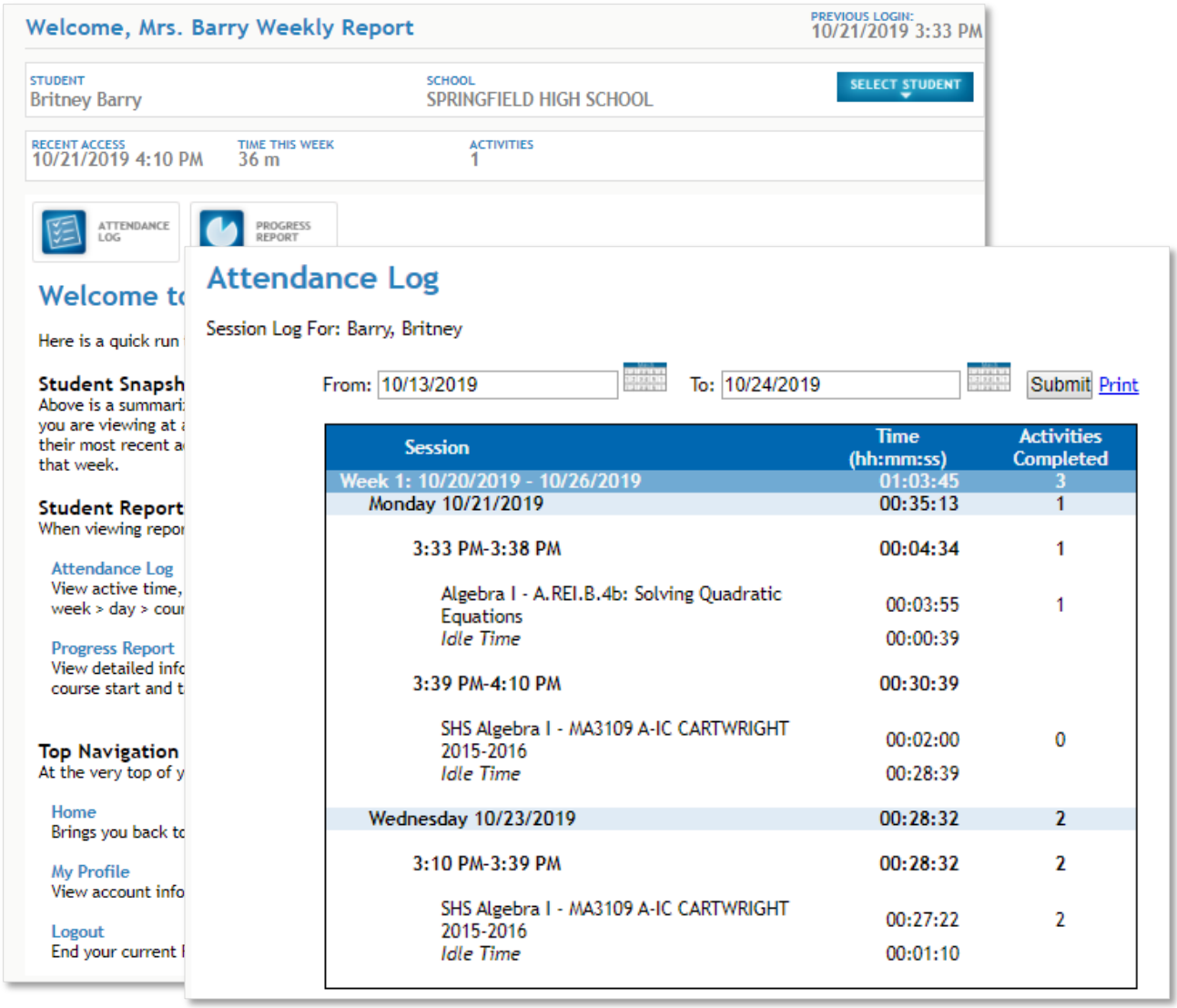

Administrative Report Subscriptions

© 2019 Edgenuity Inc. All Rights Reserved. May not be copied, modified, sold or redistributed in any form without permission.

Edgenuity's Account Management team has access to specialized reports that provide additional data metrics for our customer partners. These reports can be delivered ad hoc upon request, or an administrator can request that Edgenuity configure reports to be automatically delivered on a daily, weekly, or monthly schedule. Reports will emailed via Secure Message, where permissioned administrators can download them on demand.

Action Log

This report displays all the educator actions in the LMS that affect students. You can use the Action Log to find specific instances of things such as activities bypassed, assignments reset, or scores changed. You can also use the Action Log to run periodic audits of teacher activity overall.

The Action Log report can be used to determine whether teachers are following various district policies on Edgenuity system usage.

Report Generated: 2/28/2017 10:43:19 AM
District: EDGENUITY SCHOOL DISTRICT (AZ) School: EDGE HIGH SCHOOL Start Date: 9/1/2016 End Date: 2/27/2017

Action Log

School ID	School Name	User Group	Assigning ID	Assigning IP Address	Assigning Name	Affected ID	Affected External ID	Affected Name	Action	Action Date	Reason	Details
12345	EDGE HIGH SCHOOL	Teacher	1234567	162.123.45.678	DOE, JANE	7654321		DOE, JOHN	Update User Information	10/5/2016 2:15:24 PM	changed name	First Name|JOHN|Middle Name|M.|Last Name|DOE|Extended UserID||Email|johndoe@yahoo.com
12345	EDGE HIGH SCHOOL	Teacher	1234567	162.123.45.678	DOE, JANE	7654321		DOE, JOHN	Change Class Status	9/29/2016 11:43:27 AM	old course not worked	Class Name|Advanced Math A|New Status|Disabled
12345	EDGE HIGH SCHOOL	Teacher	1234567	162.123.45.678	DOE, JANE	7654321		DOE, JOHN	Change Class Status	9/29/2016 11:43:49 AM	old class never finished in dummy account	Class Name|Introduction to Business - EL3501 A|New Status|Disabled
12345	EDGE HIGH SCHOOL	Teacher	1234567	162.123.45.678	DOE, JANE	7654321		DOE, JOHN	Change Class Status	9/29/2016 11:44:05 AM	old course in dummy account	Class Name|Introduction to Health Science - EL3601 A|New Status|Disabled
12345	EDGE HIGH SCHOOL	Teacher	1234567	162.123.45.678	DOE, JANE	7654321		DOE, JOHN	Change Class Status	9/29/2016 11:44:23 AM	old course in dummy account	Class Name|EHS English 10-S1 R1 2013-14|New Status|Disabled
12345	EDGE HIGH SCHOOL	Teacher	1234567	162.123.45.678	DOE, JANE	7654321		DOE, JOHN	Change Class Status	9/29/2016 11:44:32 AM	old course in dummy account	Class Name|EHS Successful Note-Taking|New Status|Disabled
12345	EDGE HIGH SCHOOL	Teacher	1234567	162.123.45.678	DOE, JANE	7654321		DOE, JOHN	Change User Status	9/29/2016 11:44:41 AM	user inactive	Archive User|7654321

Activity Completion

This report displays the total session time, total active time, and the number of activities completed for each student. The data is organized by school and by day.

The Activity Completion report can be used when you want to compare how much time a student is spending in a course versus how many activities they are completing each day. It is similar to the Attendance Report in the LMS but easier to manage for large amounts of data.

Report Generated: 2/28/2017 10:47:57 AM
District: EDGENUITY SCHOOL DISTRICT (AZ) School: ALL Start Date: 9/1/2016 End Date: 2/27/2017

Activity Completion

School / Student / Date	Session Duration (Hr:Min:Sec)	Active Duration (Hr:Min:Sec)	Activities Completed
EDGE HIGH SCHOOL	1903:28:17	1675:53:26	5580
DOE, JANE	5:22:14	4:50:47	19
1/27/2017	1:16:50	1:14:41	4
1/23/2017	1:24:52	1:11:45	5
1/19/2017	1:13:16	1:07:59	7
1/12/2017	1:27:16	1:16:22	3
DOE, JOHN	18:28:54	13:13:11	47

Course Completions Details

This report summarizes progress, completion, and active time by school. The report can be used to monitor student progress and completion rates.

The Course Completions report allows a district to set their completion criteria based on minimum Progress and Overall Grade metrics.

© 2019 Edgenuity Inc. All Rights Reserved. May not be copied, modified, sold or redistributed in any form without permission.

Report Generated:
12/2/2019 5:49:31 PM

Course Completions Details

District: **EDGENUITY SCHOOL DISTRICT** School: **ALL** Start Date: **8/1/2019** End Date: **12/1/2019**

Min % Progress: **10** Completion Grade: **80** Completion % Progress: **75**

School ID	School Name	All Students	Active Students	All Enrollments	Progress %	Completions/ Grade	Active Time	Series
27013	Edgenuity High School	58	**51**	**154**	AVG: **42.5**	**33**	**8h 14m**	
38789	Edgenuity Middle School	551	**397**	**1463**	AVG: **73.4**	**836**	**12h 0m**	
38788	EHS - West	513	**397**	**1310**	AVG: **73.3**	**757**	**12h 51m**	
38791	EHS - North	1308	**1030**	**2996**	AVG: **68.0**	**1533**	**13h 16m**	
46684	Edge Academy	12	**12**	**19**	AVG: **47.5**	**3**	**44h 9m**	
31704	EMS - Gifted	316	**252**	**911**	AVG: **63.2**	**456**	**11h 38m**	
67628	Edge Jr. High	1	**1**	**7**	AVG: **30.8**	**1**	**3h 58m**	
			185116768	Spanish II - Sem. 1	9.2	90.9	1h 25m	
			185116768	English II Sem 2	100.0	84.7	2h 26m	
			185116768	Chemistry A	18.4	88.0	7h 15m	
			185116768	Physics A	8.0	92.5	0h 39m	
			185116768	English III Sem 1	45.8	89.8	10h 47m	
			185116768	Economics	33.0	88.6	5h 1m	
			185116768	HS German I A	0.8	0.0	0h 17m	
38792	Ody High School	8	**8**	**17**	AVG: **66.4**	**10**	**9h 54m**	

Course Options

This report displays the setting for each course option on each course used in the school. The Course Options report can be used to determine whether course options align with district/school expectations. It can also be used to reconcile course options across schools.

Report Generated:
2/28/2017 10:52:32 AM
District: **EDGENUITY HIGH SCHOOL (AZ)**

Course Options

School: **ALL**

						Thresholds				Weights					
School ID	School Name	Course ID	Course Name	Subject Code	Grade Level	Lab	Quiz	Test	Exam	Quiz	Test	Exam	Essay	Assignment	Lab
12345	Edge High School	c9286c94-f850-48b9-a26e-7c1e308ce6f0	3D Art I - Modeling - EL5717		9	0	70	70	70	20	10	0	0	70	0
12345	Edge High School	0087c68e-3a4a-e611-80c3-ecf4bbc39c64	3D Art II - Animation - EL5718		9	0	70	70	70	20	10	0	0	0	0
12345	Edge High School	da111424-eb8f-e511-80c3-ecf4bbc39c64	Advanced Math A		10	0	70	70	70	60	0	10	0	30	0
12345	Edge High School	fbb99a3e-ec8f-e511-80c3-ecf4bbc39c64	Advanced Math B		11	0	70	70	70	60	0	10	0	30	0
12345	Edge High School	330c290c-de8f-e511-80c3-ecf4bbc39c64	Advanced Reading A		9	0	70	70	70	60	0	10	0	30	0
12345	Edge High School	0ba0e726-df8f-e511-80c3-ecf4bbc39c64	Advanced Reading B		10	0	70	70	70	60	0	10	0	30	0
12345	Edge High School	03d2c4a4-2b06-e411-adcb-b265d2b44129	Algebra I 2014 - MA3109 A-CR		9	0	70	70	70	30	30	20	0	20	0
12345	Edge High School	05d2c4a4-2b06-e411-adcb-b265d2b44129	Algebra I 2014 - MA3109 A-IC		9	0	70	70	70	20	30	20	0	20	0
12345	Edge High School	02d2c4a4-2b06-e411-adcb-b265d2b44129	Algebra I 2014 - MA3109 B-CR		9	0	70	70	70	30	30	20	0	20	0
12345	Edge High School	04d2c4a4-2b06-e411-adcb-b265d2b44129	Algebra I 2014 - MA3109 B-IC		9	0	70	70	70	20	30	20	0	20	0
12345	Edge High School	00d2c4a4-2b06-e411-adcb-b265d2b44129	Algebra I 2014 - MA3109 CR		9	0	70	70	70	30	30	20	0	20	0
12345	Edge High School	01d2c4a4-2b06-e411-adcb-b265d2b44129	Algebra I 2014 - MA3109 IC		9	0	70	70	70	20	30	20	0	20	0

Email Communications

This log captures the sender, recipient, email subject, body, and date and time stamp of emails sent within the Edgenuity embedded email tool.

The Email Communications report can be used to monitor the extent to which teachers use the Edgenuity email system and to investigate instances of educator-student communications.

Report Generated:
2/28/2017 11:01:27 AM
District: **EDGENUITY SCHOOL DISTRICT (AZ)**

Email Communications

School: **ALL** Start Date: **9/1/2016** End Date: **2/27/2017**

School ID	School Name	Sender ID	Sender External ID	Sender IP Address	Sender Name	Sender Account Type	Recipient ID	Recipient External ID	Recipient Name
12345	EDGE HIGH SCHOOL	123456789	987654321	12.345.678.910	DOE, JOHN	Student	3968078		DOE, JANE
12345	EDGE HIGH SCHOOL	1234567		19.876.654.321	DOE, JANE	Teacher	165021561	123456789	DOE, JOHN

Enrollment Options

This report shows the setting for each course option on each enrollment. The Enrollment Options report can be used to reconcile course options across enrollments in the same course.

© 2019 Edgenuity Inc. All Rights Reserved. May not be copied, modified, sold or redistributed in any form without permission.

Report Generated:
2/28/2017 11:51:12 AM
District: EDGENUITY SCHOOL DISTRICT (AZ)

Enrollment Options

School: ALL

School ID	School Name	User ID	External ID	Student Name	Course ID	Course Name	Subject Code	Grade Level
12345	EDGE HIGH SCHOOL	1234567	1234567890	DOE, JOHN	dd2be016-f15a-e411-80be-00151178b8571	Advanced Math A	Math	9
16842	EDGE HIGH SCHOOL	7654321	9876543210	DOE, JANE	36a8cc97-4ac1-e511-80c3-ecf4bbc39c64	Chemistry S2 2014-15 R1	Science	11

Fitness Log

This report displays students' entries in their fitness logs for activity type, activity, and time spent (duration) on fitness activities. The Fitness Log report can be used to monitor student fitness activity and progress toward goals.

Report Generated:
2/28/2017 12:00:21 PM
District: EDGENUITY SCHOOL DISTRICT (AZ)

Fitness Log

School: ALL Start Date: 9/1/2015 End Date: 2/27/2017

School Name	User ID	External ID	Student Name	Activity Date	Category	Activity	Duration	Notes
EDGE HIGH SCHOOL	123456789	987654321	Doe, John	11/22/2016	Running	Work	213	
EDGE HIGH SCHOOL	234567891	654321987	Doe, John	1/17/2017	Lifting	Mass gains	800	bulging muscles
EDGE HIGH SCHOOL	345678912	321987654	Doe, John	1/8/2017	Running	volleyball	240	I'm hurting
EDGE HIGH SCHOOL	456789123	654987321	Doe, Jane	9/11/2016	Lifting	Swimming	180	
EDGE HIGH SCHOOL	567891234	321654987	Doe, Jane	8/30/2016	Running	foot movement	60	i liek jogging
EDGE HIGH SCHOOL	678912345	987321654	Doe, Jane	10/19/2016	Yoga	the butterfly	15	

Gradebook Activities

This report shows students' active course time, which is the elapsed time from launching an activity to leaving the activity via Submit or Save and Exit. The report displays a daily active time summary per student, as well as the start and end times and duration for each activity, as well as earned activity scores.

The Gradebook Activities report can be used to help administrators review and correlate daily time-on- task (active time) with activities completed and activity scores.

Report Generated:
9/5/2019 2:16:50 PM
District: EDGE ISD

Gradebook Activities

School: ALL Start Date: 9/2/2019 End Date: 9/4/2019

<click here for raw

District / School / Student / Course Name / Lesson Name / Activity Type / Date	Count of Activity Attempts	Unique Activities	Unique Activities	Average Activity Score	Counted Score	Duration (Hr:Min:Se	Duration (Minutes)
EDGE ISD	3589	1900	1881			369:47:28	22187.47
EDGE HIGH SCHOOL	3068	1535	1407			297:16:44	17836.73
CW HIGH SCHOOL	511	358	268			71:23:52	4283.87
BHS SUMMER SCHOOL	10	7	6			1:06:52	66.87

PreTest PostTest Scores

This report shows a summary table by subject of the number of quizzes, Pretest score, Posttest score, and a graph visually displaying the same data. This report includes all quizzes that were failed the first time (pretest) and the associated posttest, regardless of pass/fail status on the last quiz attempt.

© 2019 Edgenuity Inc. All Rights Reserved. May not be copied, modified, sold or redistributed in any form without permission.

Report Generated:
12/2/2019 5:56:23 PM

PreTest PostTest Scores

District: **Edgenuity School District** School: **ALL** Start Date: **10/1/2019** End Date: **12/1/2019**

Subject	Pre-Test	Post-Test
Language Arts (N=1264)	40	82
Math (N=1549)	36	83
Science (N=908)	37	83
Social Studies (N=929)	40	84
Grand Total (N=4650)	**38**	**83**

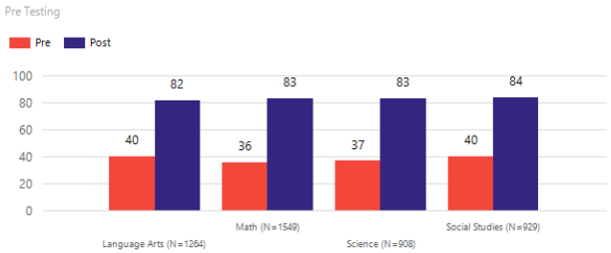

Student Achievement

This report displays the major engagement, progress, and achievement metrics that Edgenuity tracks for enrollments. This report can be used for progress monitoring. The report can be customized to only report on enrollments that have work during a specified time frame, that have a specific enrollment status, or can be split by course type (Courseware, MyPath, UpSmart).

Report Generated:
12/2/2019 5:59:40 PM

Student Achievement

District: **Edgenuity School District** School: **ALL** Start Date: **9/1/2019**

Series: **1000,2000,2000, Fitness,3000,3000, Career_Electives,3000, Career_Pathways,3000, Common_Core,AP,Career_Pathways** End Date: **11/23/2019**

SCHOOL NAME / SUBJECT / GRADE LEVEL	# UNIQUE STUDENTS	# COURSE ENROLLMENTS	AVG ACTIVE TIME	AVG PROGRESS % BY COUNT	AVG OVERALL GRADE	AVG RELATIVE GRADE	# COMPLETIONS	COMPLETION %
Edgenuity High School	40	65	10h 52m	28	78	19	4	6
Edge Academy	18	62	8h 34m	11	70	5	0	0
Electives	7	11	7h 12m	11	62	5	0	0
Language Arts	12	12	11h 25m	12	79	5	0	0
Math	12	12	7h 55m	8	56	4	0	0
Science	11	11	8h 24m	8	75	5	0	0
Social Studies	14	16	7h 58m	13	75	6	0	0
Edgenutiy Middle School	157	160	2h 37m	2	59	0	0	0
GRAND TOTAL:	215	287	5h 46m	10	65	6	4	1

Student Demographics

This report displays demographic data as captured in the Edgenuity student account profile. The Student Demographic report can be used to understand the demographic makeup of a school or district's student population.

Report Generated:
2/28/2017 3:22:25 PM

Student Demographics

District: **EDGENUITY SCHOOL DISTRICT (AZ)** School: **ALL** User Status: **ALL**

School ID	School Name	User ID	External ID	Student Name	Grade	Date Of Birth	Gender	Ethnicity	Status	Create Date
12345	EDGE HIGH SCHOOL	1234567	987654321	DOE, JANE	12	10/11/1998	Female	Hispanic	DISABLED	6/4/2014
12345	EDGE HIGH SCHOOL	2345678		DOE, BECKY	10	3/30/2001	Female	Caucasian	ENABLED	8/27/2012
12345	EDGE HIGH SCHOOL	3456789	876543210	DOE, JOHN	9	9/17/2000	Male	Asian	DISABLED	1/10/2014
12345	EDGE HIGH SCHOOL	4567890		DOE, ADAM	8		Undeclared	Other	ENABLED	3/19/2013

User Permissions Report

This report displays the permission settings for each educator account and can be used to run periodic audits of educator permissions.

© 2019 Edgenuity Inc. All Rights Reserved. May not be copied, modified, sold or redistributed in any form without permission.

Report Generated:
2/28/2017 12:10:58 PM
District: EDGENUITY SCHOOL DISTRICT (AZ)

User Permissions

School: **ALL** User Group: **ALL**

School ID	School Name	User ID	External ID	Full Name	User Name	Email	Group Type	Access to All Customer Districts	Access to All Schools in District	Activate Student	Add Courses to Sc
12345	EDGE HIGH SCHOOL	1234567		DOE, JANE	jdoe1	jdoe1@email.net	TEACHER		X		
12345	EDGE HIGH SCHOOL	2345678		DOE, JENNIFER	jdoe2	jdoe2@email.net	TEACHER		X		X
12345	EDGE HIGH SCHOOL	3456789		DOE, JOHN	jdoe3	jdoe3@email.net	TEACHER		X	X	X
12345	EDGE HIGH SCHOOL	4567890		DOE, MARK	mdoe1	mdoe1@email.net	TEACHER				

User Sessions Log

The User Sessions Log documents student and educator login information. The report provides the date and time stamp for each login and logout event, the session duration, and the IP address from which the user logged in.

Report Generated:
2/28/2017 12:13:28 PM
District: EDGENUITY SCHOOL DISTRICT (AZ)

User Sessions Log

School: **ALL** User Group: **ALL** Start Date: **9/1/2016** End Date: **2/27/2017**

School ID	School Name	User ID	External ID	Student Name	IPAddress	Login Time	Logout Time	Duration (Hr:Min:Sec)	Duration (Minutes)
12345	EDGE HIGH SCHOOL	1234567		DOE, JOHN	162.252.12.345	2/16/2017 11:10 AM	2/16/2017 11:14 AM	00:04:04	4.07
12345	EDGE HIGH SCHOOL	2345678		DOE, JOHN	162.252.12.345	2/16/2017 10:05 AM	2/16/2017 10:43 AM	00:38:06	38.10
12345	EDGE HIGH SCHOOL	3456789		DOE, JANE	162.252.67.890	2/2/2017 12:19 PM	2/2/2017 1:55 PM	01:35:34	95.57
12345	EDGE HIGH SCHOOL	4567890		DOE, JANE	162.252.67.890	1/31/2017 4:02 PM	1/31/2017 4:05 PM	00:03:23	3.38

NOTE: The User Sessions Log does not report on time spent in course activities. To see this data, use the Activity Completion report or Gradebook Activities report.

© 2019 Edgenuity Inc. All Rights Reserved. May not be copied, modified, sold or redistributed in any form without permission.